

polytec AVAILABILITY GUIDE

23rd April 2024

Changes:

Athena Stone, Marmo di Monte Smooth, Marmo di Torre Smooth and Portland Stone Smooth no longer available in **Steccawood** 31x65mm, 40x100mm, 50x70mm and 50x100mm Standard profiles.

Previous Version: April 18th 2024

Four new colours added to the **Commercial** Melamine range:
Aston White Matt, Grey Cement Matt, Topiary Matt, and White Cement Matt.

Previous Version: April 11th 2024

-

Previous Version: April 4th 2024

Architectural internal door range updated.
Batten Oak added to the 5mm **Compact** laminate range.
Gloss **Benchtops** & laminate colours are now limited stock.
9mm Kerfed Board added to **Everyday Materials** range.

Previous Version: March 14th 2024

Batten Oak, Swiss Rattan and Danish Eattan Woodmatt added to 9mm **Melamine** range.

Previous Version: February 28th 2024

Premiere Metallic Ultraglaze deleted from the **Evolution** range.

Previous Version: February 28th 2024

Three new colours added and two deletions made to the **Surano** range.

Previous Version: February 14th 2024

Finegrain finish now limited stock in the **Melamine** doors & panels range.
55436 - Natural Oak Matt 5mm x 3660mm x 1830mm added to the **Compact** laminate range.

Previous Version: February 12th 2024

Oxford Smooth **Thermolaminated** doors & panels are now limited stock.

Previous Version: February 8th 2024

Two new colours, Evergreen and Navy Ultramatt added to the **Evolution** range.

Previous Version: January 8th 2024

Surano Etched glass inserts replaced with Frosted glass inserts.

polytec

AVAILABILITY GUIDE

Effective April 18, 2024

For the most up to date product Availability Guide visit the **polytec** website www.polytec.com.au

polytec now offer online ordering. Scan the QR code to register or login. www.polytec.com.au/login



Decorative Board

MELAMINE decorative board	P03	
Internal Coloured Carcass board	P09	
EVOLUTION range	P10	
CREATEC ultra high gloss	P10	
RAVINE embossed wood grain	P11	
LEGATO super matt	P12	
VENETTE pure matt	P12	
ULTRAGLAZE range	P13	
COMMERCIAL range	P14	
MELAMINE board	P14	
EDGE TAPE	P16	
RAVINE board	P17	
RAVINE edge tape	P17	

Laminate

COMMERCIAL range	P17	
RAVINE laminate	P19	
LAMINATE	P19	
BENCHTOPS & laminate	P20	
HIGH IMPACT laminated board	P24	
COMPACT laminate range	P25	
XENOLITH range	P26	
INTERNAL DOOR range	P26	
STECCAWOOD	P28	
your EVERYDAY materials	P30	
CARCASS MATT PARTICLE BOARD cut to size components	P34	

Doors & Panels

ALUMINIUM framed doors	P36	
MIRROR PANELS range	P37	
ALFRESCO range	P37	
MELAMINE doors & panels	P38	
EVOLUTION range	P40	
SURANO 18mm door range	p41	
THERMOLAMINATED doors & panels	P42	
CUT & ROUT doors & panels	P42	

PROUDLY
SUPPORTING

**McGrath
Foundation**

DELIVERY

polytec's large fleet of company owned trucks is dedicated to delivering **polytec** products across Australia, covering the majority of Metropolitan and Regional areas.

To operate this service we charge a delivery fee of \$45.00 excluding GST. Should you require a delivery to a particular area or region outside our normal delivery route, please contact **polytec** for an estimated delivery charge.

To ensure a safe working environment for our drivers and customers, we have formalised our position on hand unload deliveries.

The following sheet sizes are **Fork Unload** only: **2400 x 1800, 3115 x 1200, 3600 x 1200** and **3600 x 1800**.

polytec drivers will also require assistance with hand unload deliveries when the weight of any item exceeds 25 kilograms.

5mm, 13mm & 18mm Compact & Xenolith items are stocked nationally at West Gosford (NSW). As a result, once the order has been despatched from West Gosford, we are unable to consent to any order variations or cancellations.

RETURNS

polytec will not accept product returns after 6 months from the original invoice date.

If **polytec** elects to take back an inventory item, it must be in an 'as new' or saleable condition and upon terms agreed.

A re-stocking fee of no less than 15% of invoice value or minimum \$75 (whichever the greater) will apply. Any items not stocked at your local branch and requiring a transfer will incur a restock fee if the order is cancelled when the item is in transit.

MADE TO ORDER (MTO)

Alterations and cancellations must be made within four hours of the order being placed. Any alterations and cancellations after this time will incur full charge. Made to order items, components and custom made doors and benchtops can not be returned. MTO inventory items will incur a restocking fee if cancelled.

Steccawood is a MTO (made to order) product. As a result, once the product has been manufactured, we are unable to consent to any order variations or cancellations.

polytec does not guarantee exact colour matches across product ranges due to colour variation in each product group.



polytec now offer online ordering. Scan the QR code to register or login. www.polytec.com.au/login

polytec offer an express sample service.

Visit www.polytec.com.au to order your free sample.

kitchen: p 1300 300 547 f 1300 320 547

e sales@polytec.com.au

commercial: p 1300 300 547 f 1300 440 401

e commercialsales@polytec.com.au

wardrobe: p 1300 001 450 f 1300 440 401

e wardrobesales@polytec.com.au

MELAMINE decorative board

Board Item Code			1 mm Rigid 100m Un-glued	1 mm Rigid 50m Pre-glued	1 mm Rigid 20m Un-glued
	SOLID TEXTURE	EDGE TAPE ITEM CODE			
6604	Black		9053	10010 ●	17638
1048	Classic White		1879	8119 ●	17643
926	Designer White		8030	8031 ●	17644
SOLID MATT					
8417	Alabaster		43484	46947 ●	43485
25619	Amaro		19344	19336 ◆	19480
1055	Antique		43494	45845 ●	43495 Ⓧ
50334	Avion Grey		50509	na	50498
35170	Black		43744	49050 ◆	43722
46829	Blossom White		46589	49051 ◆	46792
8419	Café Cream		7633	7649 ●	17689
46830	Canterbury Grey		46591	49053 ◆	46794
25615	Cinder		52015	19332 ◆	52014
940	Classic White		52017	8139 ●	17694
50784	Ferro		50782	50783 ◆	50778
2496	Graphite		43747	49058 ◆	43724
25620	Greige		19345	19337 ◆	19481
43701	Husk		43748	49060 ◆	43725
8420	Malt		8138	8141 ●	17703
43703	Marina Grey		43753	49063 ◆	43727
8415	Moss Grey		8071	8081 ◆	17704
13281	New Antique White		43492	19494 ●	43493
50332	Nouveau Grey		50516	na	50514
49694	Oxford		49696	49697 ◆	49695
472	Oyster Grey		49609	49760 ◆	49610
25215	Parchment		19496	19493 ◆	19486
25776	Polar White		19495	19492 ●	19485
13006	Porcelain		11107	11079 ●	17712
25622	Stone Grey		19347	19339 ◆	19483
25617	Strata Grey		19342	19334 ◆	19478
27035	Taupe		19343	19335 ◆	19479
43707	White Cotton		43758	49069 ◆	43738
25623	White Mist		19348	19340 ◆	19484
SOLID ASHGRAIN					
6600	Classic White		8323	8325 ●	17756
SOLID FINEGRAIN					
12925	Black	‡	11151	11150 ◆	17743

‡ Limited stock, Ex NSW. MTO - 2 DAY LEAD TIME, Ex NSW for Metro and Regional Branches.
Ex - NSW for Regional Branches.

All MELAMINE colours are available in Square Edge doors.
See page 34 for MELAMINE door range.

When ordering polytec products please quote the Item Code, Edge Tape Code and/or Laminate Code on your order form.

Products to be returned should be strapped for pick up.

MELAMINE decorative board

Board Item Code		1 mm Rigid 100m Un-glued	1 mm Rigid 50m Pre-glued	1 mm Rigid 20m Un-glued
SOLID SHEEN		EDGE TAPE ITEM CODE		
7972	Alabaster	8157	8164 ●	17655
25636	Amaro	19376	19369 ◆	19533
46837	Blossom White	46590	49074 ◆	46793
625	Classic White	51962	51957 ◆	51949
43704	Moss Grey	43755	19194 ◆	43728
25832	Polar White	51963	51958 ◆	51950
13012	Porcelain	11111	11110 ◆	17673
25639	Stone Grey	19379	19372 ◆	19535
25828	Strata Grey	19521	19520 ◆	19530
25640	White Mist	19380	19373 ◆	19536
SOLID WOODMATT				
51159	Bespoke	51179	na	51164
47250	Black	47284	49085 ◆	47285
51160	Blossom White	51180	na	51165
51161	Cinder	51181	na	51166
51162	Serene	51182	na	51167
51163	Silk	51183	na	51168
TIMBERPRINT WOODMATT				
46819	Angora Oak	46594	49082 ◆	46797
46825	Antico Oak	46768	49083 ◆	46804
52098	Arcadia Oak	52516	52515 ◆	52514
52640	Black Ply	52645	52644 ◆	52643
51913	Boston Oak	52531	52530 ◆	52529
46826	Bottega Oak	46775	49086 ◆	46805
46820	Casentino Beech	46595	49087 ◆	46798
46824	Coastal Oak	46767	49088 ◆	46803
46828	Empire Oak	46777	49089 ◆	46807
46827	Estella Oak	46776	49090 ◆	46806
46823	Florentine Walnut	46765	49091 ◆	46802
50766	Havana Oak	50760	50764 ◆	50761
52544	Ligurian Walnut	52549	52548 ◆	52547
52602	Natural Ply	52609	52608 ◆	52607
46818	Nordic Oak	46593	49092 ◆	46796
46647	Notaio Walnut	46764	49093 ◆	46801
47226	Palace Teak	47177	49094 ◆	47286
52574	Palomera Oak	52581	52580 ◆	52579
49001	Perugian Walnut	49010	49329 ◆	49011
52661	Plantation Ash	52688	52687 ◆	52686
46822	Prime Oak	46763	49095 ◆	46800
51821	Quartiera Maple	51825	51824 ◆	51823
48723	Rojo Walnut	50302	50304 ◆	50303
46821	Tasmanian Oak	46762	49096 ◆	46799
TIMBERPRINT WOODMATT END GRAIN EDGETAPE				
	Boston Oak Cross Cut	52532	na	na

MELAMINE decorative board

Board Item Code		1mm Rigid 100m Un-glued	1mm Rigid 50m Pre-glued	1mm Rigid 20m Un-glued	
TIMBERPRINT MATT		EDGE TAPE ITEM CODE			
12921	Artisan Oak	12707	12708 ◆	17683	
12924	Belgian Oak	12709	12710 ◆	17686	
25806	Black Wenge	19545	19542 ◆	19548	
25736	Cavia Lini	19196	19187 ◆	19505	
25807	Char Oak	19546	19543 ◆	19549	
43698	Combat Teak	42650	49055 ◆	42651	
25737	Crema Lini	19200	19191 ◆	19506	
55192	Empire Oak	55198	55197 ◆	55196	
25739	European Walnut	19202	19193 ◆	19508	
13002	Gesso Lini	11075	11076 ◆	17697	
43702	Jamaican Walnut	43751	49061 ◆	43726	
45079	Maison Oak	50538	na	50537	
25735	Marni Lini	19198	19189 ◆	19504	
25691	Natural Oak	19398	19396 ◆	19502	
53300	Notaio Walnut	53310	53309 ◆	53311	
53299	Prime Oak	53306	53305 ◆	53307	
13016	Rocco Lini	12714	12715 ◆	17717	
6079	Shannon Oak	8194	8202 ◆	17718	
25692	Soft Walnut	19399	19397 ◆	19503	
53298	Tasmanian Oak	53302	53301 ◆	53303	
25808	Tessuto Milan	19547	19544 ◆	19550	
13019	Truffle Lini	13055	11154 ◆	17720	
6101	Tuross Oak	8188	8196 ◆	17722	
17445	Whitewood	27502	49071 ◆	34199	
TIMBERPRINT SHEEN					
25741	Cavia Lini	19195	19186 ◆	19539	
26465	Truffle Lini	20370	20371 ◆	20373	
TIMBERPRINT FINEGRAIN					
26337	Cavia Lini ‡	20145	20152 ◆	20146	
26335	Marni Lini ‡	20143	20151 ◆	20144	
17363	Riga Salt ‡	27714	27713 ◆	34305	
ABSTRACT MATT		EDGE TAPE ITEM CODE			
2501	Aluminium	8072	8082 ◆	17681	
44662	Feldspar Shimmer	27480	27477 ◆	34189	
43705	Nickel	43756	49064 ◆	43729	
43706	Titanium	43757	49068 ◆	43731	
METALLIC LEAF MATT					
46835 ▲	Bronze Gold Leaf	46816 ▲	49052 ◆	46812 ▲	
46832 ▲	Copper Leaf	46791 ▲	49056 ◆	46809 ▲	
46836 ▲	Light Brass Leaf	46817 ▲	49062 ◆	46813 ▲	
46831 ▲	Platinum Leaf	46790 ▲	49065 ◆	46808 ▲	
46834 ▲	Pure Gold Leaf	46815 ▲	49066 ◆	46811 ▲	
46833 ▲	Rose Gold Leaf	46814 ▲	49067 ◆	46810 ▲	

‡ Limited stock, Ex NSW. ◆ MTO - 2 DAY LEAD TIME, Ex NSW
 ▲ Ex - NSW for Metro and Regional Branches. ● Ex - NSW for Regional Branches.
 All MELAMINE colours are available in Square Edge doors.
 See page 34 for MELAMINE door range.

MELAMINE decorative board

16mm MR MDF E-Zero, 2400x1200

Board Item Code			1mm Rigid 100m Un-glued	1mm Rigid 50m Pre-glued	1mm Rigid 20m Un-glued
SOLID SMOOTH					
51418	Adriatic	NEW	51439	51433	◆ 51425
51419	Agave	NEW	51440	51434	◆ 51426
52227	Arabica	NEW	52511	52510	◆ 52509
51420	Aston White	NEW	51441	51435	◆ 51429
52834	Botanic	NEW	52837	52836	◆ 52835
52872	Elemental Grey	NEW	52875	52874	◆ 52873
52840	Forage	NEW	52843	52842	◆ 52841
52854	Gossamer White	NEW	52869	52868	◆ 52867
52846	Habitat	NEW	52849	52848	◆ 52847
52918	Mercurio Grey	NEW	52921	52920	◆ 52919
51422	Oasis	NEW	51442	51436	◆ 51430
51423	Pallido	NEW	51443	51437	◆ 51431
51424	Topiary	NEW	51444	51438	◆ 51432
52828	Verdelho	NEW	52831	52830	◆ 52829
TIMBERPRINT SMOOTH					
52730	Ochre Figured-Wood	NEW	52733	52732	◆ 52731
52820	Onyx Figured-Wood	NEW	52823	52822	◆ 52821
52708	Sienna Figured-Wood	NEW	52718	52717	◆ 52716

16mm MR MDF E-Zero, 3115x1200

Board Item Code			1mm Rigid 100m Un-glued	1mm Rigid 20m Un-glued	
SOLID TEXTURE		EDGE TAPE ITEM CODE			
531	Classic White		1879	17643	
SOLID MATT					
2840	Antique		43494	45845 ●	
46526	Black		43744	49050	
48426	Cinder		52015	52014	
3088	Classic White		52017	17694	
26864	New Antique White		43492	19487	
44840	Polar White		19495	19485	
43730	Porcelain		11107	17712	
48427	Stone Grey		19347	19483	
SOLID ASHGRAIN					
33278	Classic White		8323	17756	
SOLID SHEEN					
1798	Classic White		51962	51949	
SOLID WOODMATT					
47249	Black		47284	47285	
TIMBERPRINT MATT					
43203	Natural Oak		19398	19502	
55571	Notaio Walnut		53310	53311	
55572	Prime Oak		53306	53307	
55573	Tasmanian Oak		53302	53303	

MELAMINE decorative board

Board Item Code		1mm Rigid 100m Un-glued	1mm Rigid 20m Un-glued
TIMBERPRINT WOODMATT			
47237	Angora Oak	46594	46797
47238	Antico Oak	46768	46804
54307	Arcadia Oak	52516	52514
54308	Black Ply	52645	52643
54309	Boston Oak	52531	52529
47239	Bottega Oak	46775	46805
47240	Casentino Beech	46595	46798
47241	Coastal Oak	46767	46803
47242	Empire Oak	46777	46807
47243	Estella Oak	46776	46806
47244	Florentine Walnut	46765	46802
53513	Havana Oak	50760	50761
54310	Ligurian Walnut	52549	52547
54311	Natural Ply	52609	52607
47245	Nordic Oak	46593	46796
47246	Notaio Walnut	46764	46801
47227	Palace Teak	47177	47286
54312	Palomera Oak	52581	52579
49114	Perugian Walnut	49010	49011
54313	Plantation Ash	52688	52686
47247	Prime Oak	46763	46800
54314	Quartiera Maple	51825	51823
53514	Rojo Walnut	50302	50303
47248	Tasmanian Oak	46762	46799

18mm MR MDF E-Zero, 2400x1200

Board Item Code		1mm Rigid 100m Un-glued	1mm Rigid 50m Pre-glued	1mm Rigid 20m Un-glued
SOLID TEXTURE		EDGE TAPE ITEM CODE		
6658	Black	9053	10010 ●	17638
SOLID MATT				
420	Black	43744	49050 ◆	43722
1655	Classic White	52017	8139 ●	17694
33293	Polar White	19495	19492 ●	19485
SOLID SHEEN				
1076	Classic White	228	5703 ●	17662
34517	Polar White	19527	19525 ●	19537

‡ Limited stock, Ex NSW. ◆ MTO - 2 DAY LEAD TIME, Ex NSW
 ▲ Ex - NSW for Metro and Regional Branches. ● Ex - NSW for Regional Branches.

All MELAMINE colours are available in Square Edge doors.

See page 34 for MELAMINE door range.

When ordering polytec products please quote the Item Code, Edge Tape Code and/or Laminate Code on your order form.

Products to be returned should be strapped for pick up.

MELAMINE decorative board

2400 x 1200 Board Item Code	2700 x 1200 Board Item Code	
SOLID TEXTURE		
49976	49977	Classic White
SOLID MATT		
49980	49979	Antique
53093	55567	Blossom White
48389	48403	New Antique White
48390	48404	Polar White
48391	48405	Porcelain
48392	48406	Stone Grey
SOLID ASHGRAIN		
50103	50104	Classic White
SOLID SMOOTH		
54391	na	Aston White
55565	na	Mercurio Grey
55566	na	Topiary
53427	na	Verdelho
TIMBERPRINT MATT		
44725	49534	Natural Oak
55559	55560	Notaio Walnut
55561	55562	Prime Oak
55563	55564	Tasmanian Oak
TIMBERPRINT WOODMATT		
51692	na	Antico Oak
53019	na	Boston Oak
53011	na	Coastal Oak
51690	na	Estella Oak
53013	na	Florentine Walnut
52992	na	Havana Oak
53021	na	Ligurian Walnut
51693	na	Notaio Walnut
53022	na	Palomera Oak
53016	na	Perugian Walnut
51650	na	Prime Oak
51077	na	Tasmanian Oak
ABSTRACT WOODMATT		
56493	na	Batten Oak
na	56526	Danish Rattan
na	56522	Swiss Rattan

MELAMINE decorative board

25mm 2400 x 1200	32mm 2400 x 1200		1mm x 29mm Rigid 100m Un-glued	1mm x 38mm Rigid 100m Un-glued
ITEM CODE		WOODMATT	EDGE TAPE ITEM CODE	
47251	47266	Angora Oak	47208	47375
47252	47267	Antico Oak	47215	47388
52099	52513	Arcadia Oak	52517	52518
47265	47279	Black	47374	47393
52641	52642	Black Ply	52646	52647
51915	51916	Boston Oak	52533	52534
na	na	Boston Oak Cross Cut	54611	54003
47253	47268	Bottega Oak	47216	47389
47256	47269	Casentino Beech	47209	47376
47254	47270	Coastal Oak	47214	47386
47257	47271	Empire Oak	47218	47391
47258	47272	Estella Oak	47217	47390
47259	47273	Florentine Walnut	47213	47385
50767	50768	Havana Oak	50762	50763
52545	52546	Ligurian Walnut	52550	52551
52603	52606	Natural Ply	52610	52611
47260	47274	Nordic Oak	47207	47392
47261	47275	Notaio Walnut	47212	47384
47264	47278	Palace Teak	47178	47179
52577	52578	Palomera Oak	52590	52591
49003	49004	Perugian Walnut	49009	49012
52662	52663	Plantation Ash	52689	52690
47262	47276	Prime Oak	47211	47379
53065	53066	Quartiera Maple	51826	53117
50300	50301	Rojo Walnut	50306	50308
47263	47277	Tasmanian Oak	47210	47378
SOLID SHEEN				
1156	1596	Classic White	52073	13542
44580	na	Polar White	44279	na

16mm Internal Carcass MR Particleboard

16mm MR Particle 2400 x 1200	16mm MR Particle 2400 x 1800		1mm Rigid 100m Un-glued	1mm Rigid 50m Pre-glued	1mm Rigid 20m Un-glued
SOLID TEXTURE		EDGE TAPE ITEM CODE			
6639	● na	Black	9053	10010	● 17638
SOLID MATT					
474	na	Black	43744	49050	◆ 43722
655	● na	Classic White	52017	8139	● 17694
41971	● na	Cinder	52015	19332	◆ 52014
15166	● na	Oyster Grey	49609	49760	◆ 49610
ABSTRACT MATT					
55362	● 55364	● Italian Cotton	55224	● na	na
55363	● 55365	● Natural Cotton	55225	● na	na
47159	● na	Titanium	43757	49068	◆ 43731

Carcass board

The products in the Internal Carcass MR Particleboard range are for internal carcass construction only and should not be used as door fronts or external facing panels. This range of products is not covered by the polytec warranty.

CREATEC ultra high gloss

Single Sided	Double Sided		1mm Rigid 100m Un-glued	1mm Rigid 50m Pre-glued	1mm Rigid 20m Un-glued
ITEM CODE		SOLID GLOSS	EDGE TAPE ITEM CODE		
10569	7753	● Black	7614	10764	● 17727
44957	44964	● Cinder	44929	● 49030	◆ 44936 ▲
43820	44237	● New Ultra White	44529	10772	● 44528
TIMBERPRINT GLOSS					
25864	● 26269	▲ Black Wenge	26294	● 26295	◆ 26296 ●
25871	● 26276	▲ Cavia Lini	26320	● 26321	◆ 26322 ●
44952	44959	● Jamaican Walnut	44924	● 49035	◆ 44931 ▲
54997	● 54998	● Ochre Figured-Wood NEW	55000	● 54999	◆ 55001 ●
55007	● 55008	● Onyx Figured-Wood NEW	55009	● 55010	◆ 55011 ●
55002	● 55003	● Sienna Figured-Wood NEW	55004	● 55005	◆ 55006 ●

18mm MR MDF E-Zero, 3115x1200

Single Sided	Double Sided		1mm Rigid 100m Un-glued	1mm Rigid 50m Pre-glued	1mm Rigid 20m Un-glued
ITEM CODE		SOLID GLOSS	EDGE TAPE ITEM CODE		
43859	▲ 44238	▲ New Ultra White	44529	46946	◆ 44528 ▲

18mm MR MDF E-Zero, 2400x1200 or 3115x1200

LEGATO super matt

2400 x 1200	3115 x 1200		1mm Rigid 100m Un-glued	1mm Rigid 50m Pre-glued	1mm Rigid 20m Un-glued
ITEM CODE		SOLID LEGATO	EDGE TAPE ITEM CODE		
26763	● 26764	● Bespoke	26782	● 26783	▲ 26784 ●
26767	● 26768	● Bone White	26788	● 26789	▲ 26790 ●
26761	● 26762	● Castel	26779	● 26780	▲ 26781 ●
26757	● 26758	● Crisp White	26773	● 26774	▲ 26775 ●
26771	● 26772	● Montage	26794	● 26795	▲ 26796 ●
26769	● 26770	● Papyrus	26791	● 26792	▲ 26793 ●
26765	● 26766	● Serene	26785	● 26786	▲ 26787 ●
26759	● 26760	● Silk	26776	● 26777	▲ 26778 ●
TIMBERPRINT LEGATO					
26746	● 26747	● Bleached Walnut	26754	● 26755	▲ 26756 ●
33240	● 26738	● Drifted Oak	26739	● 26740	▲ 26741 ●
26744	● 26745	● Maison Oak	26751	● 26752	▲ 26753 ●
26742	● 26743	● Maroso Milan	26748	● 26749	▲ 26750 ●
ABSTRACT LEGATO					
47481	● 49017	● Grey Cement	46896	● 49327	◆ 46901 ●
48947	● 49018	● White Cement	48948	● 49328	◆ 48949 ●

18mm MR MDF E-Zero, 2400x1200 or 3115x1200

18mm 2400 x 1200	18mm 3115 x 1200		1mm Rigid 100m Un-glued	1mm Rigid 50m Pre-glued	1mm Rigid 20m Un-glued
ITEM CODE		TIMBERPRINT RAVINE	EDGE TAPE ITEM CODE		
55492	55493	● Artisan Oak	55496	55497	◆ 55498
26401	26413	● Black Wenge	26425	26426	◆ 26427
26403	26415	● Bleached Walnut	26433	26434	◆ 26435
26410	26422	● Café Oak	26454	26455	◆ 26456
26405	26417	● Char Oak	26439	26440	◆ 26441
46287	na	Distressed Wood	46291	49072	◆ na
26411	26423	● Drifted Oak	26457	26458	◆ 26459
26412	26424	● Maison Oak	26460	26461	◆ 26462
26407	26419	● Maroso Milan	26442	26443	◆ 26444
26402	26414	● Natural Oak	26428	26430	◆ 26432
46639	56768	● Notaio Walnut	46458	49073	◆ 47081
26409	26421	● Satra Wood	26451	26452	◆ 26453
26406	26418	● Sepia Oak	26448	26449	◆ 26450
26404	26416	● Soft Walnut	26436	26437	◆ 26438
26408	26420	● Tessuto Milan	26445	26446	◆ 26447
		SOLID RAVINE			
55483	55484	● Avion Grey	55487	55488	◆ 55489
55465	55466	● Blossom White	55469	55471	◆ 55470
55644	55645	● Canterbury Grey	55649	55650	◆ 55651
55619	55620	● Elemental Grey	55624	55625	◆ 55626
55474	55475	● Gossamer White	55478	55479	◆ 55480
55633	55634	● Greige	55638	55639	◆ 55640

RAVINE embossed wood grain

25mm or 32mm MR MDF E-Zero, 2400x1200

25mm 2400 x 1200	32mm 2400 x 1200		1mm x 29mm Rigid 100m Un-glued	1mm x 38mm Rigid 100m Un-glued
ITEM CODE		TIMBERPRINT RAVINE	EDGE TAPE ITEM CODE	
55494	● 55662	● Artisan Oak	55499	● 55663
42788	● 42801	● Black Wenge	42705	● 42774
42789	● 42802	● Bleached Walnut	42698	● 42775
42790	● 42804	● Café Oak	42695	● 42776
42791	● 42805	● Char Oak	42697	● 42777
42794	● 42806	● Drifted Oak	42696	● 42778
42795	● 42807	● Maison Oak	42700	● 42779
42796	● 42808	● Maroso Milan	42701	● 42780
42797	● 42809	● Natural Oak	42702	● 42781
46644	● 46645	● Notaio Walnut	46459	● 46460
42798	● 34335	● Satra Wood	42694	● 42782
42799	● 42810	● Sepia Oak	42703	● 42783
42723	● 42811	● Soft Walnut	42699	● 42784
42800	● 42812	● Tessuto Milan	42704	● 42785
		SOLID RAVINE		
55485	● 55655	● Avion Grey	55490	● 55656
55467	● 55657	● Blossom White	55472	● 55659
55646	● 55647	● Canterbury Grey	55652	● 55653
55621	● 55622	● Elemental Grey	55627	● 55628
55476	● 55660	● Gossamer White	55481	● 55661
55635	● 55636	● Greige	55641	● 55642

RAVINE

9mm MDF, 2400x1200

ITEM CODE	TIMBERPRINT RAVINE
51689	Natural Oak

VENETTE pure matt

18mm MR MDF E-Zero, 2400x1200

Single Sided	Double Sided		1mm Rigid 100m Un-glued	1mm Rigid 50m Pre-glued	1mm Rigid 20m Un-glued
ITEM CODE		SOLID VENETTE	EDGE TAPE ITEM CODE		
54746 ●	54747 ●	Adriatic	54748 ●	54750 ◆	54749 ●
54734 ●	54735 ●	Arabica	54736 ●	54738 ◆	54737 ●
50339 ●	50338 ●	Avion Grey	50513 ●	50512 ◆	50511 ●
48356 ●	47478 ●	Black	46661 ●	49079 ◆	46903 ●
48794 ●	48789 ●	Blossom White	48974 ●	49347 ◆	48975 ●
54722 ●	54723 ●	Botanic	54734 ●	54726 ◆	54725 ●
48793 ●	47483 ●	Canterbury Grey	46893 ●	49348 ◆	46898 ●
48355 ●	47479 ●	Cinder	46662 ●	49080 ◆	46902 ●
54752 ●	54753 ●	Ferro	54754 ●	54756 ◆	54755 ●
54728 ●	54729 ●	Forage	54730 ●	54732 ◆	54731 ●
54710 ●	54711 ●	Habitat	54712 ●	54714 ◆	54713 ●
50346 ●	50343 ●	Nouveau Grey	50520 ●	50519 ◆	50518 ●
54740 ●	54741 ●	Oasis	54742 ●	54744 ◆	54743 ●
48795 ●	48791 ●	Oxford	48993 ●	49349 ◆	48992 ●
54716 ●	54717 ●	Topiary	54718 ●	54720 ◆	54719 ●
48357 ●	47480 ●	Ultra White	48358 ●	49081 ◆	48359 ●
TIMBERPRINT VENETTE					
48792 ●	47482 ●	Black Wenge	47221 ●	49350 ◆	47223 ●

18mm MR MDF E-Zero, 3115x1200

Single Sided	Double Sided		1mm Rigid 100m Un-glued	1mm Rigid 50m Pre-glued	1mm Rigid 20m Un-glued
ITEM CODE		SOLID VENETTE	EDGE TAPE ITEM CODE		
55209 ●	55207 ●	Black	46661 ●	49079 ◆	46903 ●
55213 ●	55211 ●	Ultra White	48358 ●	49081 ◆	48359 ●

25mm MR MDF E-Zero, 2400x1200

Single Sided	Double Sided		1mm x 29mm Rigid 100m Un-glued
ITEM CODE		SOLID VENETTE	EDGE TAPE ITEM CODE
48943 ●	na	Black	48578 ◆

18mm MR MDF E-Zero, 2400x1200 or 3115x1200

ULTRAGLAZE & ULTRAMATT

2400 x 1200 Single Sided	2400 x 1200 Double Sided	3115 x 1200 Single Sided	3115 x 1200 Double Sided		1mm Rigid 100m Un-glued	1mm Rigid 50m Pre-glued
BOARD ITEM CODE				SOLID GLOSS	EDGE ITEM CODE	
45313	45311 ▲	45915 ▲	45996 ●	Arctic Ice	45766	49027 ◆
45397	45405 ▲	na	na	Cloudy Grey	45769	49032 ◆
45321	45319 ▲	na	46177 ‡	Cream	45770	49033 ◆
45393	45391 ▲	na	na	Paris Grey	‡ 45784	49037 ◆
45361	45359 ▲	na	na	Phantom Black	45786	49040 ◆
45365	45363 ▲	na	45869 ‡	Royal Oyster	45789	49043 ◆
45305	45303 ▲	46229 ‡	na	Superior White	45793	49047 ◆
				SOLID ULTRAMATT		
48591	48596 ▲	53400	53401	Black	48571	na
56828	56829 ▲	na	na	NEW Evergreen	56830	na
49873	49872 ▲	na	na	Jasmine	49880	na
53415	53418 ▲	na	na	Lava	53421	na
48592	48597 ▲	na	na	Mink	48572	na
56824	56825 ▲	na	na	NEW Navy	56826	na
51782	51784 ▲	na	na	Sterling	51785	na
48593	48598 ▲	53397	53399	White	48573	na
				METALLIC GLOSS		
45309	45307 ▲	na	na	Anthracite Metallic	45765	49026 ◆
45317	45315 ▲	na	na	Champagne Metallic	45768	49028 ◆
45357	45355 ▲	na	na	Pearl Metallic	45785	49039 ◆
45349	45347 ▲	na	na	Raven Metallic	‡ 45788	49042 ◆
				METALLIC ULTRAMATT		
49875	49874 ▲	na	na	Mineral Metallic	49881	na
49879	49878 ▲	na	na	Obsidian Metallic	49883	na
49877	49876 ▲	na	na	Pewter Metallic	49882	na

18mm MR MDF E-Zero, 2400x1200 or 3115x1200

WOODMATT

2400 x 1200 Board Item Code	3115 x 1200 Board Item Code			1mm Rigid 100m Un-glued	1mm Rigid 50m Pre-glued	1mm Rigid 20m Un-glued
ABSTRACT WOODMATT				EDGE TAPE ITEM CODE		
56254	56255	NEW	Batten Oak	56254	56259 ●	56257
56524	56525	NEW	Danish Rattan	na	na	na
56520	56521	NEW	Swiss Rattan	na	na	na

▲ Ex - NSW for Metro and Regional Branches.

● Ex - NSW Regional Branches. ◆ MTO - 2 DAY LEAD TIME, Ex NSW

All 18mm **EVOLUTION** colours are available in Square Edge doors.

See page 36 for **EVOLUTION** door range.

When ordering **polytec** products please quote the **Item Code**, **Edge Tape Code** and/or **Laminate Code** on your order form.

Products to be returned should be strapped for pick up.

MELAMINE decorative board

MELAMINE decorative board

	FINISH	16mm MR Particle 3600 x 1800	18mm MR Particle 3600 x 1800	25mm MR MDF 2400 x 1800	25mm MR Particle 3600 x 1800	25mm STD LDF E-Zero 3600 x 1800	33mm MR LDF E-Zero 3600 x 1800
	PACK	20	20	15	15	15	10
ex NSW/VIC/QLD							
Black	Matt	25232	14161	na	26636	26474	26508
Black	Texture	6650	6680	na	na	44981	26509
Natural White	Matt	na	14171	14409 *	17021	na	26223
Parchment	Matt	na	13145	na	17023	26490	26523
Polar White	Matt	na	14174	16853 *	51652	na	26524
ex NSW/VIC/QLD							
minimum order 1 sheet							
Artisan Oak	Matt	15729	14159	na	na	26463	26506
Belgian Oak	Matt	na	14160	na	na	45423	26507
Canterbury Grey	Matt	na	na	na	na	53458	53459
Cavia Lini	Matt	na	46697	na	na	46700	46703
Cinder	Matt	na	na	na	na	46699	46702
Empire Oak	Matt	na	55193	na	na	55194	55195
Gesso Lini	Matt	na	14162	na	na	26480	26222
Maison Oak	Matt	na	47094	na	na	46317	46882
Natural Oak	Matt	47516	43668	na	50839	na	43669
Nickel	Matt	na	47519	na	na	47517	47518
Notaio Walnut	Matt	na	53452	na	na	47523	53453
Nouveau Grey	Matt	na	50335	na	na	50336	50337
Oyster Grey	Matt	44160	14173	na	44079	na	26522
Prime Oak	Matt	na	53449	na	na	53439	53450
Rocco Lini	Matt	na	14179	na	na	26497	26529
Shannon Oak	Matt	na	14181	na	na	26498	26530
Soft Walnut	Matt	na	47101	na	na	46318	47053
Stone Grey	Matt	na	46698	na	na	46701	46704
Storm	Matt	na	na	na	na	26501	26533
Tasmanian Oak	Matt	na	53445	na	na	53448	53447
Titanium	Matt	na	41875	na	na	45425	41877
Truffle Lini	Matt	na	14184	na	na	26504	26536
Tuross Oak	Matt	na	26146	na	na	26578	26579

* Sold in pack quantities only. ‡ Limited stock, Ex NSW.

◆ MTO - 10 DAY LEAD TIME, Ex NSW ▲ Ex - NSW for Metro and Regional Branches.

When ordering **polytec** products please quote the **Item Code**, **Edge Tape Code** and/or **Laminate Code** on your order form.

Products to be returned should be strapped for pick up.

MELAMINE decorative board

	18mm MR MDF E-Zero 3600 x 1800	25mm STD LDF E-Zero 3600 x 1800	33mm MR LDF E-Zero 3600 x 1800
WOODMATT	ITEM CODE		
Angora Oak	47436	47450	47464 ▲
Antico Oak	47437	47451	47465 ▲
Arcadia Oak	52094	52095	52096
Black Ply	52620	52621	52622
Boston Oak	51909	51910	51911
Black	47449	47463	47477 ▲
Bottega Oak	47438	47452	47466
Casentino Beech	47439	47453	47467 ▲
Coastal Oak	47440	47454	47468 ▲
Empire Oak	47441	47455	47469
Estella Oak	47442	47456	47470 ▲
Florentine Walnut	47443	47457	47471
Havana Oak	50770	50771	50772 ▲
Ligurian Walnut	52540	52541	52542
Natural Ply	52598	52599	52600
Nordic Oak	47444	47458	47472 ▲
Notaio Walnut	47445	47459	47473
Palomera Oak	52568	52569	52571
Perugian Walnut	49005	49006	49002
Plantation Ash	52657	52658	52659
Prime Oak	47446	47460	47474
Tasmanian Oak	47447	47461	47475 ▲
MATT	ITEM CODE		
NEW Aston White	57069	57070	57071
Blossom White	53218	53455	53456
Canterbury Grey	56478	na	na
Cinder	51321	na	na
NEW Grey Cement	57057	57058	57059
Storm	51284	na	na
NEW Topiary	57075	57076	57077
NEW White Cement	57063	57064	57065
	18mm MR MDF E-Zero 3115 x 1200	25mm MR MDF E-Zero 3115 x 1200	32mm MR MDF E-Zero 3115 x 1200
SMOOTH	ITEM CODE		
Adriatic	56670	56671	56672
Aston White	56245	56673	56674
Botanic	56675	56676	56677
Forage	56678	56679	56680
Grey Cement	56681	56682	56683
Mercurio Grey	56684	56685	56686
Oasis	56687	56688	56689
Topiary	56690	56691	56692
Verdelho	56693	56694	56695
White Cement	56696	56697	56698

EDGE TAPE

EDGE TAPE

	1 mm x 21mm Rigid 100m Un-glued	1 mm x 29mm Rigid 100m Un-glued	1 mm x 38mm Rigid 100m Un-glued
MATT	ITEM CODE		
Artisan Oak	12707	44338	53996
NEW Aston White	57072	57073	57074
Belgian Oak	12709	51699	53997
Black	43744	48302	48303
Blossom White	46589	48579	53461
Canterbury Grey	46591	48581	53462
Cavia Lini	19196	44342	53998
Cinder	52015	51661	44102
Empire Oak	55198	55199	55200
Gesso Lini	11075	44402	53283
NEW Grey Cement	57060	57061	57062
Maison Oak	50538	50539	54000
Natural Oak	19398	44409	53973
Natural White	53284	54013	53285
Nickel	43756	47524	47525
Notaio Walnut	53310	53312	53352
Nouveau Grey	50516	50521	50522
Oyster Grey	49609	49611	54002
Parchment	52034	44411	54003
Polar White	19495	44412	53286
Prime Oak	53306	53308	53351
Rocco Lini	12714	44414	54004
Shannon Oak	8194	44415	53287
Soft Walnut	19399	44416	54387
Stone Grey	19347	44417	54006
Storm	54010	54011	53995
Tasmanian Oak	53302	53304	53350
Titanium	43757	51746	54007
NEW Topiary	57078	57079	57080
Truffle Lini	13055	44421	54008
Tuross Oak	8188	51707	54009
NEW White Cement	57066	57067	57068
TEXTURE			
Black	9053	51836	54962

EDGE TAPE

EDGE TAPE

	1 mm x 21mm Rigid 100m Un-glued	1 mm x 29mm Rigid 100m Un-glued	1 mm x 38mm Rigid 100m Un-glued
WOODMATT	ITEM CODE		
Angora Oak	46594	47208	47375
Antico Oak	46768	47215	47388
Arcadia Oak	52516	52517	52518
Black	47284	47374	47393
Black Ply	52645	52646	52647
Boston Oak	52531	52533	52534
Boston Oak Cross Cut	52532	54611	54003
Bottega Oak	46775	47216	47389
Casentino Beech	46595	47209	47376
Coastal Oak	46767	47214	47386
Empire Oak	46777	47218	47391
Estella Oak	46776	47217	47390
Florentine Walnut	46765	47213	47385
Havana Oak	50760	50762	50763
Ligurian Walnut	52549	52550	52551
Natural Ply	52609	52610	52611
Nordic Oak	46593	47207	47392
Notaio Walnut	46764	47212	47384
Palomera Oak	52581	52590	52591
Perugian Walnut	49010	49009	49012
Plantation Ash	52688	52689	52690
Prime Oak	46763	47211	47379
Tasmanian Oak	46762	47210	47378
SMOOTH	ITEM CODE		
Adriatic	51439	51452	53911
Aston White	51441	51454	53486
Botanic	52837	52838	53912
Forage	52843	52844	53524
Grey Cement	53969	53970	53934
Mercurio Grey	52921	52922	53488
Oasis	51442	51455	53489
Topiary	51444	51457	53910
Verdelho	52831	52832	53487
White Cement	53971	53972	53935

‡ Limited stock, Ex NSW.

◆ MTO - 10 DAY LEAD TIME, Ex NSW ▲ Ex - NSW for Metro and Regional Branches.

When ordering **polytec** products please quote the **Item Code**, **Edge Tape Code** and/or **Laminate Code** on your order form.

Products to be returned should be strapped for pick up.

RAVINE embossed wood grain

RAVINE decorative board

	18mm MR MDF E-Zero 3600 x 1800	25mm STD LDF E-Zero 3600 x 1800	33mm MR LDF E-Zero 3600 x 1800
TIMBERPRINT RAVINE	ITEM CODE		
Black Wenge	43024 □	43036 □	43048 ▲
Bleached Walnut	43025 □	43037 □	43049 ▲
Café Oak	43026 □	43038 □	43050 ▲
Char Oak	43027 □	43039 □	43051 ▲
Drifted Oak	43028 □	43040 □	44150 ▲
Maison Oak	43029 □	43041 □	43053 ▲
Maroso Milan	43030 □	43042 □	43054 ▲
Natural Oak	43031 □	43043 □	43055 ▲
Notaio Walnut	46640 ▲	46641 ▲	46643 ▲
Satra Wood	43032 □	43044 □	43056 ▲
Sepia Oak	43033 □	43045 □	43057 ▲
Soft Walnut	43034 □	43046 □	43058 ▲
Tessuto Milan	43035 □	43047 □	43059 ▲

RAVINE edge tape

	1mm x 21mm Rigid 100m Un-glued	1mm x 29mm Rigid 100m Un-glued	1mm x 38mm Rigid 100m Un-glued	2mm x 38mm Rigid 100m Un-glued
TIMBERPRINT RAVINE	EDGE TAPE ITEM CODE			
Aegean Oak	na	na	na	43420 ‡
Black Wenge	26425	42705	42774	na
Bleached Walnut	26433	42698	42775	na
Byzantine Oak	na	na	na	43416 ‡
Café Oak	26454	42695	42776	na
Char Oak	26439	42697	42777	na
Carmine Oak	na	na	na	43413 ‡
Citrine Oak	na	na	na	43412 ‡
Distressed Wood	46291 ▲	46334 ▲	46335 ▲	
Drifted Oak	26457	42696	42778	na
Madeira Oak	na	na	na	43419 ‡
Maison Oak	26460	42700	42779	na
Maroso Milan	26442	42701	42780	na
Natural Oak	26428	42702	42781	na
Notaio Walnut	46458	46459	46460	na
Peacock Oak	na	na	na	43411 ‡
Persian Oak	na	na	na	43414 ‡
Saffron Oak	na	na	na	43418 ‡
Satra Wood	26451	42694	42782	na
Sepia Oak	26448	42703	42783	na
Soft Walnut	26436	42699	42784	na
Tessuto Milan	26445	42704	42785	na
Verde Oak	na	na	na	43410 ‡

‡ Limited stock, Ex NSW. ▲ Ex - NSW for Metro and Regional Branches.

When ordering **polytec** products please quote the **Item Code, Edge Tape Code** and/or **Laminate Code** on your order form.

Products to be returned should be strapped for pick up.

RAVINE laminate, 3650x1220, Full Sheet Only

ITEM CODE	TIMBERPRINT RAVINE
43803 ▲	Aegean Oak
55500	Artisan Oak
42707	Black Wenge
42708	Bleached Walnut
43800 ▲	Byzantine Oak
42709	Café Oak
42710	Char Oak
43798 ▲	Carmine Oak
43797 ▲	Citrine Oak
46772 ▲	Distressed Wood ♦
42711	Drifted Oak
43802 ▲	Madeira Oak
42712	Maison Oak
42713	Maroso Milan
42714	Natural Oak
46456 ▲	Notaio Walnut
43796 ▲	Peacock Oak
43799 ▲	Persian Oak
43801 ▲	Saffron Oak
42715	Satra Wood
42716	Sepia Oak
42717	Soft Walnut
42718	Tessuto Milan
43795 ▲	Verde Oak
SOLID RAVINE	
55491	Avion Grey
55473	Blossom White
55654	Canterbury Grey
55629	Elemental Grey
55482	Gossamer White
55643	Greige

RAVINE laminate

Laminate 3650x1360, 3650x680, 1825x1360, 1825x680, 3650x1220

	FINISH	3650 x 1360	3650 x 680	1825 x 1360	1825 x 680	3650 x 1220
ex NSW/VIC/QLD		ITEM CODE				
Artisan Oak	Matt	12483	13043	13044	13045	na
Belgian Oak	Matt	12485	13046	13047	13048	na
Black	Matt	45847	45848	45850	45849	na
Black	Texture	6711	8776	8846	8916	na
Cavia Lini	Matt	na	na	na	na	26173
Cinder	Matt	na	na	na	na	26301
Gesso Lini	Matt	11183	13052	13053	13054	na
Maison Oak	Matt	na	na	na	na	47124
Marni Lini	Matt	26170	26346	26347	26348	na
Natural Oak	Matt	na	na	na	na	26179
Natural White	Matt	11173	13105	13106	13107	na
Nickel	Matt	na	na	na	na	33393
Nouveau Grey	Matt	na	na	na	na	50533
Oyster Grey	Matt	11175	13068	13069	13070	na
Parchment	Matt	11168	13102	13103	13104	na
Polar White	Matt	11606	13074	13075	13076	na
Rocco Lini	Matt	12469	13089	13090	13091	na
Shannon Oak	Matt	14915	9486	9487	9488	na
Soft Walnut	Matt	na	na	na	na	25309

LAMINATE

BENCHTOPS & laminate

Laminate 3650x1360, 3650x680, 1825x1360, 1825x680, 3650x1220

	FINISH	3650 x 1360	3650 x 680	1825 x 1360	1825 x 680	3650 x 1220
ex NSW/VIC/QLD		ITEM CODE				
Stone Grey	Matt	na	na	na	na	25307
Storm	Matt	12471	13117	13118	13119	na
Titanium	Matt	na	na	na	na	42866
Truffle Lini	Matt	11641	13099	13100	13101	na
Tuross Oak	Matt	na	na	na	na	5544

Laminate 3650x1360, 3650x680, 1825x1360, 1825x680

		3650 x 1360	3650 x 680	1825 x 1360	1825 x 680	1mm x 29mm 100m Un-glued	1mm x 38mm 100m Un-glued	1mm x 55mm 100m Un-glued
TEXTURE		LAMINATE ITEM CODE				EDGE TAPE ITEM CODE		
Black	◆	6711	8776	8846	8916	na	na	na
Classic White	◆	2032	8735	8805	8875	na	na	na
Designer White	◆	2389	8775	8845	8915	na	na	na
MATT								
Antique		2059	9402	9403	9404	44337	na	na
Ardesia Stone		35032	35033	35058	35061	na	na	na
Argento Stone		35028	35030	35034	35035	na	na	na
Artisan Oak		12483	13043	13044	13045	44338	53396	na
Aspen Stone		7851	9179	9180	9181	na	na	na
Barrington Marble		2053	8716	8786	8856	na	na	na
Belgian Oak		12485	13046	13047	13048	51699	53997	na
Black	△	45847	45848	45850	45849	48302	48303	na
Blackrock		42884	43121	43122	43123	na	na	na
Blanco Marquina		33453	33454	33455	33456	na	na	na
Bottocino		35031	35041	35043	35047	na	na	na
Bronze Gold Leaf	∅	46441	46566	47499	47500	51846	na	na
Buffalo Stone	∅	5133	8742	8812	8882	na	na	na
Buller Stone		2042	8722	8792	8862	na	na	na
Carrara		10528	13085	13086	13087	na	na	na
Casastone		25300	25318	25339	25359	na	na	na
Chambord		42885	43124	43125	43126	na	na	na
Charcoal Fabrini		13719	13730	13731	13732	na	na	na
Classic White		2064	9218	9221	9220	44401	na	na
Concrete Fabrini		13720	13727	13728	13729	na	na	na
Copper Leaf	∅	46438	46562	46581	47496	51847	na	na
Corsica		26165	26341	26343	26344	na	na	na
Empire Oak	∅	55201	55202	55203	55204	55199	55200	na
Espresso Fabrini		13036	13134	13135	13136	na	na	na
Feldspar Shimmer	◆	33481	33482	33483	33484	51712	na	na
Fontaine		26163	26330	26333	26334	na	na	na
French Stone		25299	25317	25335	25358	na	na	na
Gesso Lini		11183	13052	13053	13054	44402	53283	na
Graphite		25008	25696	25694	25697	51662	na	na
Greystone		25298	25316	25338	25357	na	na	na
Grigio Marble		25292	25311	25330	25352	na	na	na
Ink Fabrini		13037	13139	13140	13141	na	na	na
Light Brass Leaf	∅	46442	46567	47501	47502	51848	na	na

	3650 x 1360	3650 x 680	1825 x 1360	1825 x 680	1mm x 29mm 100m Un-glued	1mm x 38mm 100m Un-glued	1mm x 55mm 100m Un-glued	
MATT								
	LAMINATE ITEM CODE				EDGE TAPE ITEM CODE			
Marni Lini	26170	26346	26347	26348	44406	na	na	
Mocha Fabrini	13035	13131	13132	13133	na	na	na	
Natural White	11173	13105	13106	13107	54013	53285	na	
Nero Granite	25296	25314	25333	25355	na	na	na	
New Antique White	11171	13065	13066	13067	na	na	na	
Norfolk Terrazzo	2040	8720	34730	8860	na	na	na	
Notaio Walnut	53322	53323	53324	53325	533312	533352	na	
Oyster Grey	11175	13068	13069	13070	49611	54002	na	
Palatino	26164	26336	26338	26340	na	na	na	
Parchment	11168	13102	13103	13104	44411	54003	na	
Pearl Fabrini	12668	13071	13072	13073	na	na	na	
Pietra Stone	25293	25312	25331	25353	na	na	na	
Platinum Leaf	∅ 46437	46561	46580	47495	51849	na	na	
Polar White	11606	13074	13075	13076	44412	53286	na	
Porcelain	12473	13078	13079	13080	44413	na	na	
Prime Oak	53317	53318	53319	53321	53308	53351	na	
Pumice Micro	10659	12303	12304	12305	na	na	na	
Pure Gold Leaf	∅ 46440	46564	46587	47498	51850	na	na	
Rocco Lini	12469	13089	13090	13091	44414	54004	na	
Rose Gold Leaf	∅ 46439	46563	46582	47497	51851	na	na	
Shannon Oak	14915	9486	9487	9488	44415	53287	na	
Snow Fabrini	13482	13486	13487	13488	na	na	na	
Stone Fabrini	12825	13092	13093	13094	na	na	na	
Storm	12471	13117	13118	13119	54011	53995	na	
Tasmanian Oak	53313	53314	53315	53316	53304	53350	na	
Temple Stone	34649	34665	34650	34666	na	na	na	
Truffle Lini	11641	13099	13100	13101	44421	54008	na	
Urban Slate	5499	8763	8833	8903	na	na	na	
Visoni Stone	35048	35049	35050	35052	na	na	na	
White Cotton	33559	33560	33561	33562	51698	na	na	
GLOSS								
Ardesia Stone	‡ ♦	35057	35060	35059	35062	na	na	na
Argento Stone	‡ ♦	35036	35037	35039	35040	na	na	na
Azul Kashmir	‡ ♦	26844	26873	26948	27084	na	na	na
Blanco Marquina	‡ ♦	33457	33458	33459	33460	na	na	na
Botticino	‡ ♦	35056	35042	35044	35046	na	na	na
Classic White	‡ ♦	26852	26876	26951	27088	na	na	na
Peak White	‡ ♦	26859	26883	26958	27095	na	na	na
Pitch Black	‡ ♦	26858	26884	26959	27096	na	na	na
MATERA								
Athena Stone		46425	46549	46568	47149	na	na	na
Bernini Marble		46432	46556	46575	47156	na	na	na
Calacutta D'oro		46428	46552	46571	47152	na	na	na
Calacutta Grey		46427	46551	46570	47151	na	na	na
Catalina Marble		46434	46558	46576	47491	na	na	na
Dark Cement		46431	46555	46574	47155	na	na	na
Desideria Marble		46433	46557	46577	47492	na	na	na
Grey Cement		46430	46554	46573	47154	na	na	na
Navona Stone		46435	46559	46578	47493	na	na	na
Portland Stone		46426	46550	46569	47150	na	na	na
Tunisia Stone		46436	46560	46579	47494	na	na	na
White Cement		46429	46553	46572	47153	na	na	na

BENCHTOPS & laminate

	3650 x 1360	3650 x 680	1825 x 1360	1825 x 680	1mm x 29mm 100m Un-glued	1mm x 38mm 100m Un-glued	1mm x 55mm 100m Un-glued
SMOOTH							
	LAMINATE ITEM CODE				EDGE TAPE ITEM CODE		
Alboran Stone	52283	52284	52285	52286	na	na	na
Alicante Stone	48984	48985	48986	48987	na	na	na
Cosmic Granite	51786	51792	51793	51794	na	na	na
Emperor Stone	48988	48989	48990	48991	na	na	na
Grey Cement	54669	54670	54671	54672	na	na	na
Marmo di Monte	52109	52880	52881	52882	na	na	na
Marmo di Torre	52108	52877	52878	52879	na	na	na
Ochre Figured-Wood	52145	52724	52727	52728	52735	na	na
Onyx Figured-Wood	52146	52825	52826	52827	52824	na	na
Portofino Stone	48980	48981	48982	48983	na	na	na
Provincial Limestone	52112	52900	52901	52902	na	na	na
Roman Ceppo	52111	52886	52887	52888	na	na	na
Sienna Figured-Wood	52144	52720	52721	52722	52719	na	na
Tivoli Ceppo	52110	52883	52884	52885	na	na	na
Vesuvius Ceppo	52104	52105	52889	52893	na	na	na
Volcanic Stone	52100	52101	52102	52103	na	na	na
White Cement	54673	54674	54675	54676	na	na	na
WOODMATT							
Angora Oak	48513	48634	48611	48648	47208	47375	47590
Antico Oak	48521	48641	48620	48655	47215	47388	na
Arcadia Oak	52143	52519	52520	52521	52517	52518	na
Black Ply	52136	52648	52649	52650	52646	52647	na
Boston Oak	52133	52535	52536	52537	52533	52534	na
Bottega Oak	∅ 48522	48642	48621	48656	47216	47389	na
Casentino Beech	48514	48635	48612	48649	47209	47376	na
Coastal Oak	48519	48640	48619	48654	47214	47386	na
Empire Oak	48526	48644	48623	48658	47218	47391	47624
Estella Oak	48523	48643	48622	48657	47217	47390	na
Florentine Walnut	48518	48639	48618	48653	47213	47385	47625
Havana Oak	50755	50757	50756	50758	50762	50763	na
Ligurian Walnut	52131	52552	52553	52554	52550	52551	na
Natural Ply	52135	52615	52616	52617	52607	52611	na
Nordic Oak	48512	48633	48610	48647	47207	47392	47626
Notaio Walnut	48517	48638	48615	48652	47212	47384	47627
Palace Teak	48528	48646	48625	48660	47178	47179	na
Palomera Oak	52134	52592	52593	52594	52590	52591	na
Perugian Walnut	49013	49015	49014	49016	49009	49012	na
Plantation Ash	52137	52691	52692	52693	52689	52690	na
Prime Oak	48516	48637	48614	48651	47211	47379	47628
Quartiera Maple	51827	51828	51829	51830	51826	53117	na
Tasmanian Oak	48515	48636	48613	48650	47210	47378	47629

‡ Limited stock, Ex NSW *Square Edge Only ◆ Not available in Tight Form

△ Tight Form available in 21mm only ∅ Tight Form available in 33mm and 39mm only

All square edges on Benchtops will be provided with 1mm edgetape as standard where available. 21mm square edge Benchtops only available for colours with matching 29mm edgetape. Square Edge Laminate edging is not available for both Circular tops and tops containing 4 radius corners.

Benchtops manufactured using 3650 x 1220mm laminate are limited in width. Benchtops rolled one side max 1130mm, Benchtops rolled two sides max 1040mm. Maximum length for 33/40mm rolled Benchtops, rolled one side max length 3600mm, rolled two sides max length 3500mm. Maximum length for 21mm rolled Benchtops, rolled one side max length 3550mm, rolled two sides max length 3450mm.

Due to the controls and technology we have within our benchtop manufacturing process polytec can manufacture benchtops in a Tight Form radius.

polytec is unable to guarantee our laminates when manufactured to a radius less than 10mm by other manufacturers due to the fact we have no control over any other manufacturers' process.

When ordering polytec products please quote the Item Code, Edge Tape Code and/or Laminate Code on your order form.

Products to be returned should be strapped for pick up.

BENCHTOPS & laminate

ITEM CODE	MATT	EDGE TAPE			ITEM CODE
		1mm x 29mm 100m Un-glued	1mm x 38mm 100m Un-glued	1mm x 55mm 100m Un-glued	
2416	Alabaster	△	na	na	na
5506	Aluminium	△	na	na	na
26187	Amaro	△	44336	na	na
50532	Avion Grey	△	50529	na	na
26178	Black Wenge	△	44339	na	na
47658	Blossom White	△	48579	53461	na
8560	Café Cream	△	44340	na	na
47657	Canterbury Grey	△	48581	53462	na
26173	Cavia Lini	△	44342	53998	na
26181	Char Oak	◆	44343	na	na
26301	Cinder	△	51661	44102	na
26174	Crema Lini	△	na	na	na
26176	European Walnut	△	na	na	na
50775	Ferro	◆	50777	na	na
26308	Greige	△	44403	na	na
33382	Husk	△	51663	na	na
55501	Italian Cotton	Ø	na	na	na
33380	Jamaican Walnut	△	51704	na	na
47124	Maison Oak	△	50539	54000	na
9118	Malt	△	44404	na	na
8564	Moss Grey	△	44407	na	na
55502	Natural Cotton	Ø	na	na	na
26179	Natural Oak	△	44409	53973	na
33393	Nickel	△	47524	47525	na
50533	Nouveau Grey	△	50521	50522	na
49700	Oxford	△	49699	na	na
25309	Soft Walnut	△	44416	54387	na
25307	Stone Grey	△	44417	54006	na
26306	Strata Grey	◆	44418	na	na
26311	Taupe	△	44419	na	na
26182	Tessuto Milan	△	44420	na	na
42866	Titanium	△	na	na	na
5544	Tuross Oak	△	51707	54009	na
26183	White Mist	△	44422	na	na
33388	Whitewood	△	51708	na	na
RAVINE					
55500	Artisan Oak	Ø	na	na	na
55491	Avion Grey	Ø	na	na	na
42707	Black Wenge	Ø	na	na	na
42708	Bleached Walnut	Ø	na	na	na
55473	Blossom White	Ø	na	na	na
42709	Café Oak	Ø	na	na	na
55654	Canterbury Grey	Ø	na	na	na
42710	Char Oak	Ø	na	na	na
46772	Distressed Wood	◆	na	na	na
42711	Drifted Oak	Ø	na	na	na
55629	Elemental Grey	Ø	na	na	na
55473	Gossamer White	Ø	na	na	na
55643	Greige	Ø	na	na	na
42712	Maison Oak	Ø	na	na	na
42713	Maroso Milan	Ø	na	na	na
42714	Natural Oak	Ø	na	na	na
46456	Notaio Walnut	Ø	na	na	na
42715	Satra Wood	Ø	na	na	na
42716	Sepia Oak	Ø	na	na	na
42717	Soft Walnut	Ø	na	na	na
42718	Tessuto Milan	Ø	na	na	na

EDGE PROFILES

Tight Form

 21mm 33mm 39mm

10/10 Radius

 33mm 39mm

Square Edge Laminate

 33mm 39mm

1mm Square Edge

 21mm 33mm



Scan the QR code for a detailed list of profile and thickness availability.

BENCHTOPS & laminate

BENCHTOPS & laminate 3650x1220, Full Sheet Only

3650 x 1220			1mm x 29mm 100m Un-glued	1mm x 38mm 100m Un-glued	1mm x 55mm 100m Un-glued
ITEM CODE	SMOOTH		EDGE TAPE ITEM CODE		
52118	Adriatic		51452	53911	na
52115	Agave		51453	na	na
52120	Arabica	∅	52512	na	na
52113	Aston White		51454	53486	na
52121	Botanic		52838	53912	na
52129	Elemental Grey		52876	na	na
52122	Forage	∅	52844	53524	na
52128	Gossamer White		52870	na	na
52123	Habitat		52851	na	na
52805	Mercurio Grey	∅	52922	53488	na
52116	Oasis		51455	53489	na
52114	Pallido	∅	51456	na	na
52117	Topiary		51457	53910	na
52119	Verdelho		52832	na	na
WOODMATT					
56261	NEW Batten Oak	*	na	na	na
51202	Bespoke	◆	51197	na	na
47234	Black	◆	47374	47393	47633
51203	Blossom White	◆	51198	na	na
51204	Cinder	◆	51199	na	na
50544	Rojo Walnut		50306	50308	na
51205	Serene	◆	51200	na	na
51206	Silk	◆	51201	na	na
ITEM CODE	COLOUR	FINISH	THICKNESS	SHEET SIZE	
55820	Black	∅ Venette	1mm	3660 x 1550	
55254	Magnetic Bright White	Gloss	1mm	3050 x 1213	

Magnetic Bright White Gloss laminate is a non-positformable product.

HIGH IMPACT

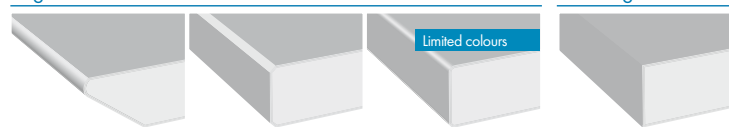
HIGH IMPACT laminated board, 3600x1200

THICKNESS	SUBSTRATE
16mm	Single Sided MR MDF E-Zero
16mm	Double Sided MR MDF E-Zero
18mm	Single Sided MR MDF E-Zero
18mm	Double Sided MR MDF E-Zero
21mm	Single Sided MR MDF E-Zero
21mm	Double Sided MR MDF E-Zero

Nominal board thickness is substrate only. Add 0.7mm for single sided laminate and 1.4mm for double sided laminate.

18mm 3660 x 1830	13mm 3660 x 1830	5mm 2440 x 1830	5mm 2730 x 1830	5mm 3660 x 1830			
ITEM CODE					ex NSW/VIC/QLD	FINISH	
na	52504	na	na	na	Agave	◇	Smooth
na	48979	na	na	na	Alicante Stone		Smooth
na	47189	na	na	na	Angora Oak		Woodmatt
na	47188	na	na	55428 ▲	Antico Oak		Woodmatt
na	52501	na	na	na	Aston White	◇	Smooth
na	47647	na	51876 ▲	na	Athena Stone		Smooth
na	56260	na	na	56715 ▲	NEW Batten Oak	◇	Woodmatt
54023	10693	na	na	55435 ▲	Black	◇	Matt
na	52965	na	na	na	Black Ply		Woodmatt
na	52502	na	na	56710 ▲	Blossom White	◇	Matt
na	55215	na	na	55439 ▲	Boston Oak		Woodmatt
na	47190	na	na	na	Bottega Oak		Woodmatt
na	47645	na	51874 ▲	na	Calacutta D'oro	◇	Smooth
na	46487	na	51873 ▲	na	Calacutta Grey	◇	Smooth
na	52508	na	na	na	Casentino Beech		Woodmatt
na	50314	50700 ▲ ‡	51882 ▲	na	Catalina Marble		Smooth
na	47182	na	na	55432 ▲	Cinder	◇ +	Matt
na	51128 ‡	na	na	na	Cinder		Woodmatt
na	55205	na	na	na	Cosmic Granite		Smooth
na	50316	na	51880 ▲	na	Dark Cement		Smooth
na	47187	na	na	55429 ▲	Empire Oak		Woodmatt
na	51656	na	na	na	Florentine Walnut		Woodmatt
na	47646	na	51875 ▲	na	Grey Cement	◇	Smooth
na	56206	na	na	na	NEW Habitat		Smooth
na	52172	na	na	na	Marmo Di Monte		Smooth
na	52171	na	na	na	Marmo Di Torre		Smooth
na	49107	na	na	55436 ▲	Natural Oak	+	Matt
na	52505	na	na	na	Natural Ply		Woodmatt
na	47183	na	na	na	Nickel		Matt
na	47185	na	na	55430 ▲	Notaio Walnut		Woodmatt
na	50497	na	na	55437 ▲	Nouveau Grey	◇	Matt
47610	10827	na	na	na	Oyster Grey	◇ +	Matt
na	10695	na	na	na	Parchment ‡	◇	Matt
na	50319	na	na	na	Perugian Walnut		Woodmatt
47609	11603	na	na	43269 ▲	Polar White	◇	Matt
na	50313	na	51881 ▲	na	Portland Stone	+	Smooth
na	48978	na	51878 ▲	na	Portofino Stone		Smooth
na	55214	na	na	na	Prime Oak	+	Matt
na	47186	na	na	55434 ▲	Prime Oak	+	Woodmatt
na	52148	na	na	na	Roman Ceppo		Smooth
na	47181	na	na	55431 ▲	Stone Grey	◇	Matt
na	11617	na	na	na	Storm	◇ +	Matt
na	52507	na	na	55438 ▲	Tasmanian Oak		Woodmatt
na	42868	na	na	na	Titanium		Matt
na	52147	na	na	na	Tivoli Ceppo		Smooth
na	56205	na	na	na	NEW Topiary		Smooth
na	52503	na	na	na	Verdelho		Smooth
na	52149	na	na	na	Vesuvius Ceppo		Smooth
na	50315	na	51879 ▲	na	White Cement	◇	Smooth

Edge Profiles



Shark Nose Aris 2mm Double Fine Edge Raw Edge

5mm Cut to size products are only available with a Raw Edge profile. ‡ Limited stock, Ex NSW.

◇ Available in 2mm Double Fine Edge. ▲ Ex - NSW for Metro and Regional Branches.

+ Available in cut-to-size up to 4400mm x 1800mm.

When ordering polytec products please quote the Item Code, Edge Tape Code and/or Laminate Code on your order form. Products to be returned should be strapped for pick up.

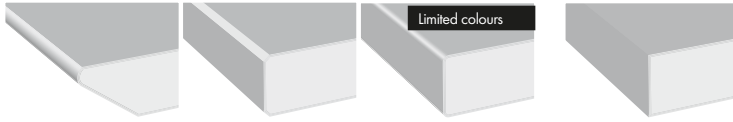
XENOLITH range

15mm XENOLITH, 3660x1830

ITEM CODE	COLOUR			FINISH
48007	Calacutta D'oro	◇	+	Smooth
48008	Calacutta Grey	◇	+	Smooth
48384	Grey Cement		+	Smooth
53833	Marmo di Monte	◇	+	Smooth
53832	Marmo di Torre	◇	+	Smooth
50322	Portland Stone		+	Smooth
53179	Solid White	◇	+	Smooth
51735	White Cement	◇	+	Smooth

Edge Profiles

Raw Edge



Shark Nose

Aris

2mm Double
Fine Edge

Raw Edge

◇ Available in 2mm Double Fine Edge. + Available in cut-to-size up to 4400mm x 1800mm.

35mm MR LDF E-Zero, max size 2700 x 1200mm	
Colour	Finish
Boston Oak	Woodmatt
Bottega Oak	Woodmatt
Empire Oak	Woodmatt
Florentine Walnut	Woodmatt
Notaio Walnut	Woodmatt
Perugian Walnut	Woodmatt
Prime Oak	Woodmatt
Tasmanian Oak	Woodmatt

SURANO 25mm barn/wardrobe door

25mm MR LDF E-Zero with 9mm STD MDF infill, max size 2640 x 1250mm	
Colour	Finish
Antico Oak	Woodmatt
Aston White	Smooth
NEW Avion Grey	Ravine
Black Wenge	Ravine
Blossom White	Matt
NEW Blossom White	Ravine
Boston Oak	Woodmatt
Coastal Oak	Woodmatt
Estella Oak	Woodmatt
Florentine Walnut	Woodmatt
NEW Greige	Ravine
Havana Oak	Woodmatt
Ligurian Walnut	Woodmatt
Natural Oak	Ravine
Notaio Walnut	Woodmatt
Palomera Oak	Woodmatt
Perugian Walnut	Woodmatt
Prime Oak	Woodmatt
Polar White	Matt
Raw MDF	Raw
Tasmanian Oak	Woodmatt

Glass Insert, max size 2640 x 1250mm
Frosted
Clear
Fluted
Starphire Black
Starphire White
Smokey Grey Mirror
Vinyl Backed Mirror (Single Sided)
Vinyl Backed Mirror (Double Sided)

Note: When ordering frame only the door will be routed on the back with a 15mm deep x 15mm wide rebate ready for mirror/glass insert. When ordering a fully finished door with mirror/glass insert the door will come with mirror/glass fitted.

‡ Limited stock, Ex NSW

All Internal door products are ex NSW Metro branch only.

When ordering **polytec** products please quote the **Item Code, Edge Tape Code** and/or **Laminate Code** on your order form.

ARCHITECTURAL range

Colour	Finish	17mm x 38mm MR MDF E-Zero	31mm x 31mm MR MDF E-Zero	31mm x 65mm MR MDF E-Zero
STECCAWOOD, MR MDF E-Zero, 3600mm Lengths				
Angora Oak	Woodmatt	47797	47837	47856
Athena Stone	NEW Smooth	56383	56376	na
Bianco	Woodmatt	45125	45127	45131
Black	Woodmatt	45115 †	45117 †	45121
Distressed Wood	Ravine	47793	47833	47846
Empire Oak	Woodmatt	47792	47832 †	47844
Florentine Walnut	Woodmatt	47795 †	47835 †	47850
Maison Oak	Ravine	46599 †	46597 †	46603
Marmo di Monte	NEW Smooth	56349	56343	na
Marmo di Torre	NEW Smooth	56360	56354	na
Natural Oak	Ravine	45082 †	45084 †	45088 †
Nordic Oak	Woodmatt	47796	47836	47852
Notaio Walnut	Woodmatt	47794 †	47834 †	47848 †
Perugian Walnut	Woodmatt	54494 †	54534	54535
Portland Stone	NEW Smooth	56371	56365	na
Prime Oak	Woodmatt	47790 †	47830 †	47840 †
Tasmanian Oak	Woodmatt	47791 †	47831 †	47842 †

Colour	Finish	40mm x 100mm MR LDF E-Zero	50mm x 70mm MR LDF E-Zero	50mm x 100mm MR LDF E-Zero
STECCAWOOD, MR LDF E-Zero, 3600mm Lengths				
Angora Oak	Woodmatt	48914	47872	47888
Athena Stone	NEW Smooth	na	na	na
Bianco	Woodmatt	48905	45133	46750
Black	Woodmatt	48904	45123	46751
Distressed Wood	Ravine	48910	47864	47880
Empire Oak	Woodmatt	48909	47862	47878
Florentine Walnut	Woodmatt	48912	47868	47884
Maison Oak	Ravine	48906	46605	46754
Marmo di Monte	NEW Smooth	na	na	na
Marmo di Torre	NEW Smooth	na	na	na
Natural Oak	Ravine	48095 †	45091 †	46755 †
Nordic Oak	Woodmatt	48913	47870	47886
Notaio Walnut	Woodmatt	48911	47866	47882
Perugian Walnut	Woodmatt	54536	54537	54538
Portland Stone	NEW Smooth	na	na	na
Prime Oak	Woodmatt	48907 †	47858 †	47874 †
Tasmanian Oak	Woodmatt	48908	47860	47876 †

† Limited stock

Unless marked with † all Steccawood items are made-to-order with a 15 working day lead time and minimum order quantity of 15 battens per item.

All Architectural products are ex NSW Metro branch only.

Colour	Finish	17mm x 34mm MR MDF E-Zero Half Round	24mm x 48mm MR MDF E-Zero Half Round	31mm x 62mm MR MDF E-Zero Half Round	17mm x 34mm MR MDF E-Zero Cove
STECAWOOD, MR MDF E-Zero, 3600mm Lengths					
Angora Oak	Woodmatt	51563	53002	51564	55183
Athena Stone	NEW Smooth	56383	56386	56385	56387
Bianco	Woodmatt	51567 †	53004	51568	55185 †
Black	Woodmatt	51547 †	52994 †	51548	55176 †
Distressed Wood	Ravine	51569	53005	51570	55186
Empire Oak	Woodmatt	51560 †	53001	51562	55182
Florentine Walnut	Woodmatt	51558	53000	51559	55181 †
Maison Oak	Ravine	51556 †	52998	51557	55180
Marmo di Monte	NEW Smooth	56349	56351	56350	56352
Marmo di Torre	NEW Smooth	56360	56362	56361	56363
Natural Oak	Ravine	51545 †	52993 †	51546 †	55175 †
Nordic Oak	Woodmatt	51565	53003	51566	55184
Notaio Walnut	Woodmatt	51553 †	52997	51554	55179
Perugian Walnut	Woodmatt	54539	54540	54541	55188
Portland Stone	NEW Smooth	56371	56373	56372	56374
Prime Oak	Woodmatt	51549 †	52995 †	51550 †	55177 †
Raw	Raw	53790 †	53791 †	53792 †	55187 †
Tasmanian Oak	Woodmatt	51551 †	52996	51552	55178 †

STECAWOOD, edgetape

Colour	Finish	To Suit: 17 x 38 17 x 65	To Suit: 17 x 38 17 x 65	To Suit: 31 x 31 31 x 65	To Suit: 40 x 100 50 x 70 50 x 100	To Suit: 40 x 100 50 x 70 50 x 100
		1mm x 22mm 100m Un-glued	1mm x 22mm 20m Un-glued	1mm x 38mm 100m Un-glued	1mm x 55mm 100m Un-glued	1mm x 55mm 20m Un-glued
STECAWOOD, MR MDF E-Zero, 3600mm Lengths						
Angora Oak	Woodmatt	46594	46797	47375	47590	47622
Bianco	Woodmatt	47604	47603	47606	47601	47602
Black	Woodmatt	47284	47285	47393	47633	47623
Distressed Wood	Ravine	46291	na	46335	na	na
Distressed Wood	Woodmatt	na	na	na	47640	47630
Empire Oak	Woodmatt	46777	46807	47391	47634	47624
Florentine Walnut	Woodmatt	46765	46802	47385	47635	47625
Maison Oak	Ravine	26460	26462	42779	47642	47632
Natural Oak	Ravine	26428	26432	42781	47641	47631
Nordic Oak	Woodmatt	46593	46796	47392	47636	47626
Notaio Walnut	Woodmatt	46764	46801	47384	47637	47627
Perugian Walnut	Woodmatt	49010	49011	49012	53866	53867
Prime Oak	Woodmatt	46763	46800	47379	47638	47628
Tasmanian Oak	Woodmatt	46762	46799	47378	47639	47629

† Limited stock

Unless marked with † all Steccawood items are made-to-order with a 15 working day lead time and minimum order quantity of 15 battens per item.

All Architectural products are ex NSW Metro branch only.

KICK BOARD materials

LAMINATE FOR KICK BOARDS (non post formable)

Item Code		Sheet Size
5836	0.8mm Brushed Aluminium Laminate	3600 x 1200
6428	0.8mm Brushed Stainless Laminate	3600 x 1200

16mm MR PARTICLE LAMINATED KICK BOARD

Item Code		Sheet	Pack
12744	Brushed Aluminium / Carcass	3600 x 150	4 *
12745	Brushed Stainless / Carcass	3600 x 150	4 *
10678	Brushed Aluminium / Carcass	3600 x 1200	30 ■
10679	Brushed Stainless / Carcass	3600 x 1200	30 ■

MR MDF E-Zero materials

DOUBLE SIDED CARCASS TEXTURE MR MDF E-ZERO

Item Code	Thickness	Sheet Size	Pack
385 ●	16mm	2400 x 1200	30 *

DOUBLE SIDED CARCASS SATIN MR MDF E-ZERO

Item Code	Thickness	Sheet Size	Pack
1588	9mm	2400 x 1200	50
34415 ▲	9mm	2700 x 1200	50
1921 ●	12mm	2400 x 1200	30
1543	16mm	2400 x 1200	30
2233 ●	16mm	2400 x 1800	30 ■
26543	16mm	2700 x 1200	30 *
1550 ●	16mm	3115 x 1200	30
6916 ▲	16mm	3600 x 1200	30 ■
2332 ●	16mm	3600 x 1800	20 ■
1549	18mm	2400 x 1200	30
2129 ▲	18mm	2400 x 1800	30 ■
7915 ▲	18mm	2700 x 1200	30 *
42518 ●	18mm	3115 x 1200	30 ■
42517 ▲	18mm	3600 x 1200	30 ■
2248 ●	18mm	3600 x 1800	20 ■
1553	25mm	2400 x 1200	20
6549 ▲	25mm	2400 x 1800	20 *■
9087 ▲	25mm	2700 x 1200	20
53515 ▲	25mm	3115 x 1200	20 *■
5781 ▲	25mm	3600 x 1200	20 ■
1583	32mm	2400 x 1200	15
10577 ▲	32mm	2400 x 1800	15 *■
16303 ●	32mm	3600 x 1200	15 ■

DOUBLE SIDED CARCASS SATIN MR MDF E-ZERO LMG

Item Code	Thickness	Sheet Size	Pack
25497	16mm	2400 x 1200	30
16594	18mm	2400 x 1200	30
34681 ▲	18mm	2700 x 1200	30 *
1552 ●	18mm	3115 x 1200	30 ■
1675 ▲	18mm	3600 x 1200	30 ■
47420 ▲	21mm	2400 x 1200	30 ■
1585 ▲	21mm	3115 x 1200	20 ■
48468 ▲	21mm	3600 x 1200	20 ■

* Sold in pack quantities only.

▲ Ex - NSW for Metro and Regional Branches. ● Ex - NSW for Regional Branches.

■ For the safety of our drivers and customers, the following sheet sizes are **Fork Unload** only:

2400 x 1800, 3115 x 1200, 3600 x 1200, 3600 x 1800.

When ordering **polytec** products please quote the **Item Code**, **Edge Tape Code** and/or **Laminate Code** on your order form.

Products to be returned should be strapped for pick up.

DOUBLE SIDED CARCASS SATIN MR MDF E-ZERO LMG (with film down)			
Item Code	Thickness	Sheet Size	Pack
7585	18mm	2400 x 1200	30 *
7823 ●	18mm	3115 x 1200	30 *■
42519 ▲	18mm	3600 x 1200	30 *■
DOUBLE SIDED CARCASS SATIN MR MDF E-ZERO LMG (with film up)			
Item Code	Thickness	Sheet Size	Pack
14261 ▲	16mm	2400 x 1200	30 *
43156 ▲	18mm	2400 x 1200	30 *
15066 ▲	18mm	3115 x 1200	30 *■
53007 ▲	18mm	3600 x 1200	30 *■
SINGLE SIDED CARCASS MATT DOWN MR MDF E-ZERO LMG			
Item Code	Thickness	Sheet Size	Pack
1628	16mm	2400 x 1200	30 *
1644 ▲	16mm	3115 x 1200	30 *■
1632 ●	18mm	2400 x 1200	30 *
1636 ▲	18mm	3115 x 1200	30 *■
1654 ▲	21mm	3115 x 1200	20 *■
SINGLE SIDED CARCASS MATT DOWN MR MDF E-ZERO			
Item Code	Thickness	Sheet Size	Pack
1702	25mm	2400 x 1200	20 *■
DOUBLE SIDED CARCASS MATT MR MDF E-ZERO			
Item Code	Thickness	Sheet Size	Pack
754 ▲	9mm	2400 x 1200	50 *
1862 ▲	12mm	2400 x 1200	30 *
948 ▲	16mm	2400 x 1200	30 *
962 ▲	18mm	2400 x 1200	30 *
RAW MR MDF E-ZERO			
Item Code	Thickness	Sheet Size	Pack
452780	9mm	2400 x 1200	80
601327 ▲	9mm	2700 x 1200	80
452781 ▲	9mm	3600 x 1200	60 ■
452785	12mm	2400 x 1200	60
452786 ▲	12mm	3600 x 1200	50 ■
451989	16mm	2400 x 1200	50
56639	16mm	2700 x 1200	50 *■
601007 ▲	16mm	3115 x 1200	45 *■
452787 ▲	16mm	3600 x 1200	35 ■
601331 ▲	16mm	3600 x 1800	20 ■
451038	18mm	2400 x 1200	45
600986 ▲	18mm	3115 x 1200	45 *■
452789 ▲	18mm	3600 x 1200	30 ■
453340 ▲	18mm	3600 x 1800	20 ■
452790	25mm	2400 x 1200	30
452793 ▲	25mm	2400 x 1800	20 *■
53454 ▲	25mm	3115 x 1200	20 *■
452792 ▲	25mm	3600 x 1200	20 ■
601340 ▲	25mm	3600 x 1800	12 ■
452794	32mm	2400 x 1200	22
600009 ▲	32mm	3600 x 1200	15 ■
11311 ▲	32mm	3600 x 1800	10 ■
RAW MR MDF E-ZERO KERFED BOARD			
Item Code	Thickness	Sheet Size	Pack
57459	9mm	2400 x 1200	30

Minimum radius Kerfed board can be curved is 200mm.

STD MDF E-Zero materials

RAW STD MDF E-ZERO			
Item Code	Thickness	Sheet Size	Pack
150125	3mm	2400 x 1200	200
440766 ▲	3mm	2440 x 1830	150 *
112477	6mm	2400 x 1200	120
452859	9mm	2400 x 1200	80
143901 ▲	9mm	2700 x 1200	80 *
138043 ▲	9mm	3600 x 1200	60
109376	12mm	2400 x 1200	60
102584 ▲	12mm	2700 x 1200	60 *
120396 ▲	12mm	3600 x 1200	50
135677	16mm	2400 x 1200	50
149960 ●	16mm	3600 x 1200	35 ■
132451 ●	16mm	3600 x 1800	20 **■
112507	18mm	2400 x 1200	45
121636 ●	18mm	2400 x 1800	30 **■
145973 ●	18mm	3600 x 1200	30 **■
132154	25mm	2400 x 1200	30
129154 ▲	25mm	3600 x 1200	20 **■
137356	32mm	2400 x 1200	22
104473 ▲	32mm	3600 x 1200	15 **■

WHITE MDF BACKING			
Item Code	Thickness	Sheet Size	Pack
907	3mm	2440 x 1220	100

RAW PINBOARD MDF			
Item Code	Thickness	Sheet Size	Pack
49103	9mm	2440 x 1830	76

Particleboard materials

DOUBLE SIDED CARCASS TEXTURE MR PARTICLE			
Item Code	Thickness	Sheet Size	Pack
52978	9mm	2400 x 1200	50
49668	12mm	2400 x 1200	30
1038	16mm	2400 x 1200	30
1874	16mm	2400 x 1800	30 ■
1875	16mm	3600 x 1200	30 ■
1865	16mm	3600 x 1800	20 *■
1186	18mm	2400 x 1200	30
2103	18mm	3600 x 1800	20 *■
7409	25mm	2400 x 1200	20 ■

* Sold in pack quantities only.

▲ Ex - NSW for Metro and Regional Branches. ● Ex - NSW for Regional Branches.

■ For the safety of our drivers and customers, the following sheet sizes are **Fork Unload** only:

2400 x 1800, 3115 x 1200, 3600 x 1200, 3600 x 1800.

When ordering **polytec** products please quote the **Item Code**, **Edge Tape Code** and/or **Laminate Code** on your order form.

Products to be returned should be strapped for pick up.

DOUBLE SIDED CARCASS MATT MR PARTICLE CORNER SHELVES

Item Code	Thickness	Wing	Sheet Size	Pack
49448 ▲	16mm	545mm	890 x 890	30 *
49393 ▲	16mm	545mm	1185 x 1185	30 *

DOUBLE SIDED CARCASS MATT SHELVING MR PARTICLE EDGED ONE LONG

Item Code	Thickness	Sheet Size	Pack
49388	16mm	2400 x 295	60 *
49387	16mm	2400 x 445	60 *
49386 ‡	16mm	2400 x 545	60 *
49385	16mm	2400 x 595	60 *
49389	16mm	3600 x 295	60 *■
43774	16mm	3600 x 445	60 *■
49391 ‡	16mm	3600 x 545	60 *■
43778	16mm	3600 x 595	60 *■

DOUBLE SIDED CARCASS MATT MR PARTICLE

Item Code	Thickness	Sheet Size	Pack
52973	9mm	2400 x 1200	50
51405	12mm	2400 x 1200	30
662	16mm	2400 x 1200	30
1876	16mm	2400 x 1800	30 ■
7487	16mm	3600 x 1200	30 ■
1888	16mm	3600 x 1800	20 *■
6076	18mm	2400 x 1200	30
1954	18mm	2400 x 1800	30 *■
3083 ●	18mm	3600 x 1800	20 ■
9019	25mm	2400 x 1200	20 ■
2283	25mm	3600 x 1800	15 ■
12117	33mm	2400 x 1200	20 ■
13121 ●	33mm	3600 x 1800	10 ■

DOUBLE SIDED CARCASS MATT STD PARTICLE

Item Code	Thickness	Sheet Size	Pack
1892 ▲	16mm	2400 x 1800	30 *■
1893 ▲	16mm	3600 x 1800	20 *■

WHITE CARCASS EDGE TAPES

Item Code	Thickness	Material	Glue	Width	Length	Pack
5724	1mm	PVC Texture	Un-glued	19mm	200m	Box (5 Rolls) = 1000m
6118	1mm	PVC Texture	Un-glued	22mm	200m	Box (5 Rolls) = 1000m
6528	1mm	PVC Texture	Pre-glued	22mm	100m	Box (5 Rolls) = 500m
49304 ●	1mm	PVC Matt	Un-glued	21mm	200m	Box (5 Rolls) = 1000m
49305	1mm	PVC Matt	Un-glued	19mm	200m	Box (5 Rolls) = 1000m
51224	1mm	PVC Matt	Un-glued	29mm	100m	Box (5 Rolls) = 500m
51225	1mm	PVC Texture	Un-glued	29mm	100m	Box (5 Rolls) = 500m

WHITE VINYL BATTENS (for rails)

Item Code	Description	Size	Length	Pack
42567 ▲	2 x1 White Vinyl Batten	42 x 18mm	2700	5 *
33250 ▲	2 x1 White Vinyl Batten	42 x 18mm	3600	5 *
43158 ▲	3 x1 White Vinyl Batten	67 x 18mm	2700	10 *

BLACK BATTENS (for rails)

Item Code	Description	Size	Length	Pack
53608 ▲	2 x1 Black Batten	42 x 18mm	3600	5 *

* Sold in pack quantities only.

▲ Ex - NSW for Metro and Regional Branches. ● Ex - NSW for Regional Branches.

■ For the safety of our drivers and customers, the following sheet sizes are **Fork Unload** only:

2400 x 1800, 3115 x 1200, 3600 x 1200, 3600 x 1800.

When ordering **polytec** products please quote the **Item Code, Edge Tape Code** and/or **Laminate Code** on your order form.

Products to be returned should be strapped for pick up.

CARCASS MATT PARTICLE BOARD cut to size components

CARCASS MATT STD PARTICLE BOARD			
Item Code	Thickness	Sheet Size	Pack
1892 ▲	16mm	2400 x 1800	30 * ■
10455 ▲	16mm	3600 x 1200	30 * ■
1893 ▲	16mm	3600 x 1800	20 * ■

EDGED ONE LONG - 1 mm Edge Tape			
Item Code	Thickness	Sheet Size	Pack
49164 ▲	16mm	1800+ x 297	60 *
49264 ▲	16mm	2400+ x 297	60 *
49207 ▲	16mm	2400+ x 447	60 *
49210 ▲	16mm	2400+ x 597	60 *
49260 ▲	16mm	2700+ x 297	60 *
49261 ▲	16mm	2700+ x 441	60 *
49213 ▲	16mm	2700+ x 447	60 *
49216 ▲	16mm	2700+ x 597	60 *
49219 ▲	16mm	2700+ x 650	30 *
25471 ▲	16mm	3600+ x 297	60 *
25472 ▲	16mm	3600+ x 447	60 *
49223 ▲	16mm	3600+ x 597	30 *
49224 ▲	16mm	3600+ x 650	30 *

EDGED ONE LONG (DIVISIONS) - 1 mm Edge Tape			
Item Code	Thickness	Sheet Size	Pack
49135 ▲	16mm	900 x 447	60 *
52946 ▲	16mm	1200 x 447	60 *
49137 ▲	16mm	1500 x 297	60 *
49138 ▲	16mm	1500 x 447	60 *
49139 ▲	16mm	1680 x 447	60 *
49165 ▲	16mm	1808 x 447	60 *
49175 ▲	16mm	1950 x 447	60 *
49198 ▲	16mm	1950 x 447 (Splay)	60 *
49199 ▲	16mm	2000 x 297	60 *
49200 ▲	16mm	2000 x 447	60 *
49202 ▲	16mm	2000 x 447 (Splay)	60 *
49205 ▲	16mm	2096 x 447	60 *

EDGED ONE LONG SYSTEM 32 HALF DRILLED (37mm set Back) – 1 mm Edge Tape			
Item Code	Thickness	Sheet Size	Pack
49162 ▲	16mm	1680 x 447	60 *
49167 ▲	16mm	1808 x 447	60 *
49196 ▲	16mm	1950 x 447	60 *
49197 ▲	16mm	1950 x 447 (Splay)	60 *
49201 ▲	16mm	2000 x 447	60 *
49203 ▲	16mm	2000 x 447 (Splay)	60 *
49206 ▲	16mm	2096 x 447	60 *

EDGED ONE LONG SYSTEM 32 FULL DRILLED (37mm set Back) – 1 mm Edge Tape			
Item Code	Thickness	Sheet Size	Pack
49166 ▲	16mm	1808 x 447	60 *
49195 ▲	16mm	1950 x 447	60 *
49204 ▲	16mm	2000 x 447	60 *

EDGED ONE LONG (CLEATS) - 1 mm Edge Tape				
Item Code	Thickness	Sheet Size	Pack	
49209 ▲	16mm	E1L Long Cleat	2400+ x 83	200 *
49208 ▲	16mm	E1L Long Cleat	2400+ x 95	200 *
49211 ▲	16mm	E1L Long Cleat	2700+ x 83	200 *
49212 ▲	16mm	E1L Long Cleat	2700+ x 95	200 *
49220 ▲	16mm	E1L Long Cleat	3600+ x 83	200 *
49221 ▲	16mm	E1L Long Cleat	3600+ x 95	200 *

EDGED ONE LONG (Shelves) - 1mm Edge Tape				
Item Code	Thickness		Sheet Size	Pack
49262 ▲	16mm	Adjustable	458 x 441	240 *
49231 ▲	16mm	Fixed	458 x 447	240 *
49232 ▲	16mm	Adjustable	473 x 444	240 *
49233 ▲	16mm	Fixed	475 x 447	240 *
49234 ▲	16mm	CAM (37mm)	475 x 447	240 *
49235 ▲	16mm	Adjustable	573 x 444	240 *
49236 ▲	16mm	Fixed	575 x 447	240 *
49237 ▲	16mm	CAM (37mm)	575 x 447	240 *
49263 ▲	16mm	Adjustable	608 x 441	240 *
49239 ▲	16mm	Fixed	608 x 447	240 *

EDGED ONE SHORT (Shelves) - 1mm Edge Tape				
Item Code	Thickness		Sheet Size	Pack
49229 ▲	16mm	Fixed	425 x 447	240 *

EDGED ONE LONG & ONE SHORT (Cleats & Divisions) - 1mm Edge Tape					
Item Code	Thickness		Sheet Size	Pack	
49228 ▲	16mm	E1L, E1S	Short Cleat	425 x 83	720 *
49227 ▲	16mm	E1L, E1S	Short Cleat	425 x 95	720 *

EDGED TWO LONG (CLEATS & JAMBS) - 1mm Edge Tape					
Item Code	Thickness		Sheet Size	Pack	
52941 ▲	16mm	E2L	Long Cleat	2700+ x 83	200 *
52942 ▲	16mm	E2L	Long Cleat	3600+ x 83	200 *

UN-EDGED CARCASS MATT STD PARTICLE BOARD					
Item Code	Thickness		Sheet Size	Pack	
49133 ▲	16mm		Drawer Base	399 x 396	240 *
49134 ▲	16mm		Drawer Base	399 x 546	240 *
49218 ▲	16mm		End Panel	2700+ x 670	30 *
49222 ▲	16mm		Drawer Base	3600+ x 398	60 *
49225 ▲	16mm		End Panel	3600+ x 670	30 *

EDGED TWO LONG, Two Short (Drawer Fronts - EAR) - 1mm Edge Tape				
Item Code	Thickness		Sheet Size	Pack
49173 ▲	16mm		191 x 447	360 *
49174 ▲	16mm		191 x 594	360 *
49230 ▲	16mm		232 x 445	360 *
49238 ▲	16mm		232 x 595	360 *

CARCASS MATT PARTICLE BOARD cut to size components



polytec now offer online ordering. Scan the QR code to register or login. www.polytec.com.au/login

polytec offer an express sample service.

Visit www.polytec.com.au to order your free sample.

* Sold in pack quantities only. + = Nominal sheet size.

▲ Ex - NSW for Metro and Regional Branches.

■ For the safety of our drivers and customers, the following sheet sizes are **Fork Unload** only:
2400 x 1800, 3115 x 1200, 3600 x 1200, 3600 x 1800.

When ordering polytec products please quote the **Item Code**, **Edge Tape Code** and/or **Laminate Code** on your order form.

Products to be returned should be strapped for pick up.

ALUMINIUM framed doors

ALUMINIUM framed doors

SATIN ALUMINIUM frames

42mm Frame

BRUSHED STAINLESS frames

23mm Frame

42mm Frame

BRUSHED Black frames

23mm Frame

42mm Frame

BRUSHED Grey frames

2mm / 55mm Frame *

POLISHED PROFILE frame

1mm Frame *

BLACK ANODISED frames

1mm Frame *

2mm / 55mm Frame *

GLASS inserts

Clear

Mirror

Fluted

Frosted

Starphire White

Starphire Black

Smokey Grey Mirror

* Frames only available with Mirror, Starphire White, Starphire Black and Smokey Grey Mirror inserts

‡ Limited Stock

MELAMINE doors & panels

Matt

SOLID MATT

Alabaster	‡	+	
Amaro	‡	+	
Avion Grey	NEW	‡	+
Black	‡	+	
Blossom White	‡	+	
Café Cream	‡	+	
Canterbury Grey	‡	+	
Cinder	‡	+	
Classic White	‡	+	
Ferro	NEW	‡	+
Graphite	‡	+	
Greige	‡	+	
Husk	‡	+	
Malt	‡	+	
Marina Grey	‡	+	
Moss Grey	‡	+	
New Antique White	‡		
Nouveau Grey	NEW	‡	+
Oxford	‡	+	
Oyster Grey	‡	+	
Parchment	‡	+	
Polar White	‡	+	
Porcelain	‡	+	
Stone Grey	‡	+	
Strata Grey	‡	+	
Taupe	‡	+	
White Cotton	‡	+	
White Mist	‡	+	

ABSTRACT MATT

Aluminium	‡	
Feldspar Shimmer	‡	+
Nickel	‡	+
Titanium	‡	+

TIMBERPRINT MATT

Artisan Oak	‡	+	
Belgian Oak	‡	+	
Black Wenge	‡	+	
Cavia Lini	‡	+	
Char Oak	‡	+	
Combat Teak		+	
Crema Lini	‡		
Empire Oak	NEW	‡	+
European Walnut	‡		
Gesso Lini	‡	+	
Jamaican Walnut	‡	+	
Maison Oak	‡	+	
Marni Lini	‡	+	
Natural Oak	‡	+	
Notaio Walnut	NEW	‡	+
Prime Oak	NEW	‡	+
Rocco Lini	‡	+	
Shannon Oak	‡	+	
Soft Walnut	‡	+	
Tasmanian Oak	NEW	‡	+
Tessuto Milan	‡	+	
Truffle Lini	‡	+	
Tuross Oak	‡	+	
Whitewood	‡	+	

METALLIC LEAF MATT

Bronze Gold Leaf	‡	+
Copper Leaf	‡	+
Light Brass Leaf	‡	+
Platinum Leaf	‡	+
Pure Gold Leaf	‡	+
Rose Gold Leaf	‡	+

Texture

SOLID TEXTURE

Black
Classic White
Designer White

‡ Limited stock + Available in 1mm Bevel Edge.
 ∅ Available in Avellino profile (max height 1200mm).
 † Available in Aluminium and Black Anodised Finger Pull Handle.
 All MELAMINE colours are available in Square Edge doors.

Sheen

SOLID SHEEN	
Alabaster	+
Amaro	+
Blossom White	+
Classic White	❖ +
Moss Grey	+
Polar White	❖ +
Porcelain	+
Stone Grey	❖ +
Strata Grey	
White Mist	
TIMBERPRINT SHEEN	
Cavia Lini	+
Truffle Lini	

Smooth

SOLID SMOOTH	
Adriatic	❖ +
Agave	❖ +
Arabica	❖ +
Aston White	❖ +
Botanic	❖ +
Elemental Grey	❖ +
Forage	❖ +
Gossamer White	❖ +
Habitat	❖ +
Mercurio Grey	❖ +
Oasis	❖ +
Pallido	❖ +
Topiary	❖ +
Verdelho	❖ +
TIMBERPRINT SMOOTH	
Ochre Figured-Wood	❖ +
Onyx Figured-Wood	❖ +
Sienna Figured-Wood	❖ +

Woodmatt

TIMBERPRINT WOODMATT		
Angora Oak	❖ +	∅
Antico Oak	❖ +	∅
Arcadia Oak	❖ +	∅
Black	❖ +	∅
Black Ply	❖ +	∅
Boston Oak	❖ +	∅
Bottega Oak	❖ +	∅
Casentino Beech	❖ +	∅
Coastal Oak	❖ +	∅
Empire Oak	❖ +	∅
Estella Oak	❖ +	∅
Florentine Walnut	❖ +	∅
Havana Oak	❖ +	∅
Ligurian Walnut	❖ +	∅
Natural Ply	❖ +	∅
Nordic Oak	❖ +	∅
Notaio Walnut	❖ +	∅
Palace Teak	❖ +	∅
Palomera Oak	❖ +	∅
Perugian Walnut	❖ +	∅
Plantation Ash	❖ +	∅
Prime Oak	❖ +	∅
Quartiera Maple	❖ +	∅
Rojo Walnut	❖ +	∅
Tasmanian Oak	❖ +	∅
SOLID WOODMATT		
Bespoke	❖ +	∅
Blossom White	❖ +	
Cinder	❖ +	∅
Serene	❖ +	∅
Silk	❖ +	∅

Finegrain

SOLID FINEGRAIN	
Black	
TIMBERPRINT FINEGRAIN	
Cavia Lini	
Marni Lini	
Riga Salt	

Ashgrain

SOLID ASHGRAIN	
Classic White	

‡ Limited stock + Available in 1 mm Bevel Edge.
 ∅ Available in Avellino profile (max height 1200mm).
 ❖ Available in Aluminium and Black Anodised Finger Pull Handle.
 All MELAMINE colours are available in Square Edge doors.

CREATEC ultra high gloss

TIMBERPRINT GLOSS

Black Wenge	+
Cavia Lini	+
Jamaican Walnut	+
Ochre Figured-Wood	
Onyx Figured-Wood	
Sienna Figured-Wood	

SOLID GLOSS

Black	+
Cinder	+
New Ultra White	+

RAVINE embossed wood grain

TIMBERPRINT RAVINE

Artisan Oak	+
Black Wenge	+
Bleached Walnut	+
Café Oak	+
Char Oak	+
Distressed Wood	+
Drifted Oak	+
Maison Oak	+
Maroso Milan	+
Natural Oak	+
Notaio Walnut	+
Satra Wood	+
Sepia Oak	+
Soft Walnut	+
Tessuto Milan	+

SOLID RAVINE

Avion Grey	+
Blossom White	+
Canterbury Grey	+
Elemental Grey	+
Gossamer White	+
Greige	+

LEGATO super matt

SOLID LEGATO

Bespoke	+
Bone White	+
Castel	+
Crisp White	+
Montage	+
Papyrus	+
Serene	+
Silk	+

TIMBERPRINT LEGATO

Bleached Walnut	+
Drifted Oak	+
Maison Oak	+
Maroso Milan	+

ABSTRACT LEGATO

Grey Cement	+
White Cement	+

VENETTE pure matt

SOLID VENETTE

Arabica	+
Adriatic	+
Avion Grey	+
Black	+
Blossom White	+
Botanic	+
Canterbury Grey	+
Cinder	+
Ferro	+
Forage	+
Habitat	+
Nouveau Grey	+
Oasis	+
Oxford	+
Topiary	+
Ultra White	+

TIMBERPRINT VENETTE

Black Wenge	+
-------------	---

+ Available in 1mm Bevel Edge. + Available in Aluminium and Black Anodised Finger Pull Handle.

All EVOLUTION colours are available in Square Edge doors.

ULTRAGLAZE & ULTRAMATT doors & panels

SOLID HIGH GLOSS

Arctic Ice	+	❖
Cloudy Grey	+	❖
Cream	+	❖
Paris Grey	‡	❖
Phantom Black		❖
Royal Oyster	+	❖
Superior White	+	❖

METALLIC HIGH GLOSS

Anthracite Metallic		❖
Champagne Metallic		❖
Pearl Metallic	+	❖
Raven Metallic	‡	❖

SOLID ULTRAMATT

Black	+	❖
NEW Evergreen	+	❖
Jasmine	+	❖
Lava	+	
Mink	+	❖
NEW Navy	+	❖
Sterling	+	❖
White	+	❖

METALLIC ULTRAMATT

Mineral Metallic	+	❖
Obsidian Metallic	+	❖
Pewter Metallic	+	❖

WOODMATT doors & panels

ABSTRACT WOODMATT

NEW Batten Oak	+	❖
NEW Danish Rattan**	+	❖
NEW Swiss Rattan**	+	❖

** Do not have a matching edgetape.

When ordering square edge doors a contrasting edgetape will need to be specified.

SURANO doors **NEW**

WOODMATT

Angora Oak
Antico Oak
Arcadia Oak
NEW Batten Oak *
Black Ply
Boston Oak
Bottega Oak
Casentino Beech
Coastal Oak
NEW Danish Rattan *
Empire Oak
Estella Oak
Florentine Walnut
Havana Oak
Ligurian Walnut
Natural Ply
Nordic Oak
Notaio Walnut
Palomera Oak
Perugian Walnut
Plantation Ash
Prime Oak
Quartiera Maple
Rojo Walnut
NEW Swiss Rattan *
Tasmanian Oak

MATT

Polar White

RAVINE

Artisan Oak
Black Wenge
Maroso Milan
Natural Oak
Tessuto Milan
Distressed Wood
Café Oak
Drifted Oak
Maison Oak
Blossom White
Gossamer White
Avion Grey
Elemental Grey
Greige
Canterbury Grey
Blossom White

GLASS INSERTS

Clear
Frosted
Fluted
Mirror
Smokey Grey Mirror
Starphire Black
Starphire White

EVOLUTION doors & panels

SURANO 18mm doors

+

 Available in 1 mm Bevel Edge. ❖ Available in Aluminium and Black Anodised Finger Pull Handle.

* Only available as Surano door inserts

All EVOLUTION colours are available in Square Edge doors.

THERMOLAMINATED doors & panels

SOLID TEXTURE	
Classic White	
Designer White	
Malt	‡
Mountain Pepper	‡
New Antique White	‡
Porcelain	‡
Snowgum	‡
Ultra White	‡
SOLID ASHGRAIN	
Classic White	
SOLID MATT	
Antique	
Classic White	
Ultra White	
SOLID SMOOTH	
Adriatic	
Agave	
Alabaster	
Amaro	
Aston White	
Black	◇
Blossom White	
Botanic	
Café Cream	
Canterbury Grey	
Cinder	◇
Elemental Grey	
Ferro	
Forage	
Gossamer White	
Greige	
Habitat	
Malt	
Mercurio Grey	
Nouveau Grey	
Oxford	‡ ◆
Oyster Grey	
Pallido	
Oasis	
Porcelain	
Strata Grey	
Stone Grey	
Taupe	
Topiary	
Verdelho	

SOLID GLOSS	
Alabaster	‡
Amaro	
Classic White	
Malt	‡
New Antique White	
Porcelain	
Snowgum	‡
Stone Grey	
Ultra White	
STUDIO RANGE	
Black Natura	◇
Bottega Oak Woodmatt	◆
Chateau Oak Ravine	
Coastal Oak Woodmatt	◆
Estella Oak Woodmatt	◆
Florentine Walnut Woodmatt	◆
Grey Oak Natura	◇
Light Oak Ravine	
NEW Ligurian Walnut Woodmatt	◆
Prime Oak Woodmatt	◆
Regal White Pearl Gloss	
Silver Metallic Gloss	‡
NEW Tasmanian Oak Woodmatt	◆
Tempest Woodgrain	◇
Vittoria Pearl Gloss	‡

CUT & ROUT

18mm & 21mm MR MDF E-Zero, max size 3050x1200

The product is suitable for professionally prepared 2-pack polyurethane or similar coating systems. Water based paints do not tend to bond easily to melamine surfaces and as such, the use of acrylic or domestic oil based paint is not recommended. In all applications, the painting of melamine doors and panels should be referred to a reputable paint-trade professional.

polytec recommend the use of 21mm MR MDF for style 4 doors. For more information and door styles refer to the **polytec THERMOLAMINATED** doors & panels brochure.

FOIL SHEET

1600 x 1300

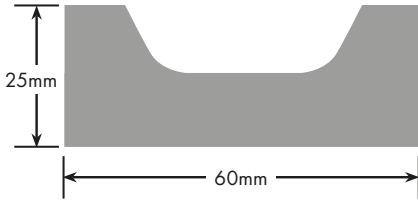
3300 x 1300

RECESSED RAILS

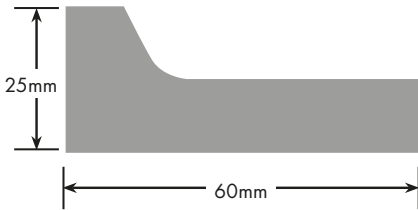
C Shaped Recessed Rail, 2400 lengths

L Shaped Recessed Rail, 2400 lengths

C Shaped Recessed Rail



L Shaped Recessed Rail

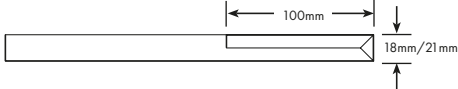


RETURN PANELS

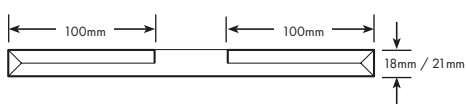
18mm RP1 or RP2 21mm RP1 or RP2

36mm RP1 or RP2 42mm RP1 or RP2

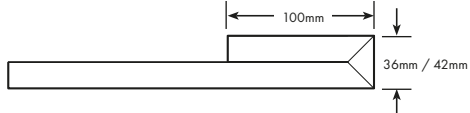
18mm RP1 / 21mm RP1



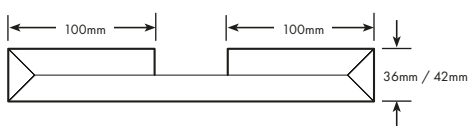
18mm RP2 / 21mm RP2



36mm RP1 / 42mm RP1



36mm RP2 / 42mm RP2



18mm Mirror Panels - Not available in Gloss

Arch

Oblong

Rectangle

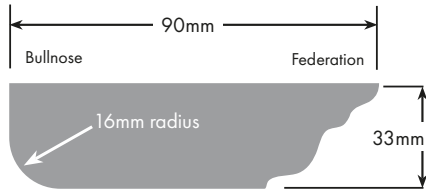
Rounded Rectangle

Mirror Panels are supplied 18mm x 900mm x 580mm.

CAPPING

90 x 2400 lengths

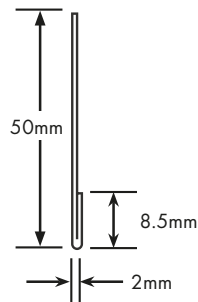
90 x 3000 lengths



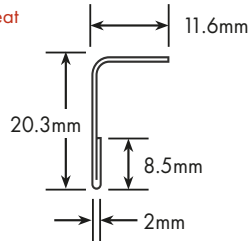
HEAT DEFLECTORS

Options	Lengths	Colours
Straight	750 & 2400	Stainless Steel
Angled	750 & 2400	Stainless Steel

Straight Heat Deflector



Angled Heat Deflector

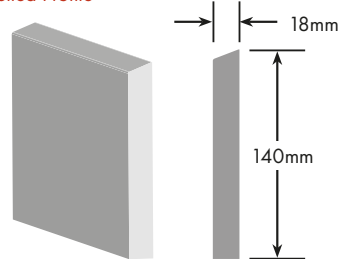


MOULDINGS - Not available in Gloss

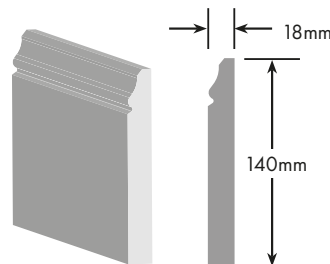
Bevelled Profile, 3115 lengths

Traditional Profile, 3115 lengths

Bevelled Profile



Traditional Profile



‡ Limited stock. ◇ Supplied with Black backing ◆ Supplied with matching backing board
 For more information and door styles refer to the **polytec THERMOLAMINATED** doors & panels brochure.
polytec recommend the use of 21mm MR MDF for style 4 doors.

GREEN



At **polytec**, sustainability is ingrained in the core of our business operations, products, and work practices. Our continual dedication to improving and enhancing our environmental performance involves our commitment to steadfastly reducing our carbon footprint, minimising waste, optimising energy efficiency and integrating ethically sourced materials into our product ranges.



Responsible Wood
RW/1-31-145

Our MDF and Particleboard are manufactured from managed and renewable plantation pine that has been Green Tag, Responsible Wood and PEFC certified. All **polytec** board products are manufactured from E0 or E1 substrates, with particleboard now made from a percentage of recycled wood material.



In our pursuit of responsible waste management, we implement various recycling programs encompassing aluminium, metals, used oils, and timber waste, which is repurposed into packaging and energy. We actively engage with local government environmental initiatives, subject ourselves to voluntary audits, and uphold our internal Energy and Carbon Management Policy (ECM), aligned with the Australian Government's Energy Efficiency Opportunities (EEO) program.

Our network of national facilities boasts over 53,000 solar panels, generating 15,238,000 kWh of renewable energy — equivalent to planting 7,377 trees and preventing the emission of 11,000 tonnes of CO₂. The Oberon facility is Australia's largest rooftop solar system, with 27,000 panels spread across 8 hectares of rooftop.



In our ongoing commitment to sustainability, **polytec** continues to refine and enhance our practices to contribute to the establishment of a circular economy, fostering a better future for all.

polytec doors, panels and benchtops are certified Australian Made & Owned.

kitchen: p 1300 300 547 f 1300 320 547
e sales@polytec.com.au

commercial: p 1300 300 547 f 1300 440 401
e commercialsales@polytec.com.au

wardrobe: p 1300 001 400 f 1300 440 401
e wardrobesales@polytec.com.au



polytec offer an express sample service.

Visit www.polytec.com.au to order your free sample.

polytec

www.polytec.com.au