

polytec

COMPACT

polytec

www.polytec.com.au

p 1300 300 547

PARTITIONING SYSTEMS

ISSUE: 02c



polytec offer an express sample service.

Visit www.polytec.com.au to order your free sample.

PROUDLY SUPPORTING



Find your local supporting cabinet maker
www.polytec.com.au/mcgrath-foundation

Partitions in **COMPACT** laminate Prime Oak Woodmatt,
with hardware in Black Matt.

PARTITIONING SYSTEMS

polytec Partitioning Systems provide a durable and robust Compact laminate toilet and shower partition system. Offering a range of over 40 colours this custom-made flat packed system includes bench seating, modesty panels, dividers and drop front benchtops alongside the eight combinations of our four system styles to transform your wet area.

As the consummate, long-lasting, low-maintenance decorative panel, **polytec's** Compact laminate is a go-to product for the most demanding professional interior joinery environments.


Being manufactured from quality materials embeds **polytec's** Compact laminate with excellent technical characteristics. It's totally impervious to water and has outstanding impact, stain and wear resistance, along with excellent hygienic properties.

Characterised by a distinctive black core, Compact laminate holds extra appeal on the aesthetic front and as a structurally sound material.

The introduction of Smooth and Woodmatt finishes into **polytec's** Compact laminate range avails exciting new design possibilities for commercial projects. **polytec's** Smooth finish is a sleek, flat surface with minimal reflectance available in a range of stone patterns. **polytec's** ever-popular Woodmatt finish has been introduced to the range, allowing for greater design flexibility with a realistic woodgrain feel in timber designs.

polytec's Smooth and Matt finish boasts antibacterial properties due to the flat surface.

Partitions in **COMPACT** laminate Prime Oak Woodmatt,
with hardware in Black Matt.



edge profiles



Modesty Edge



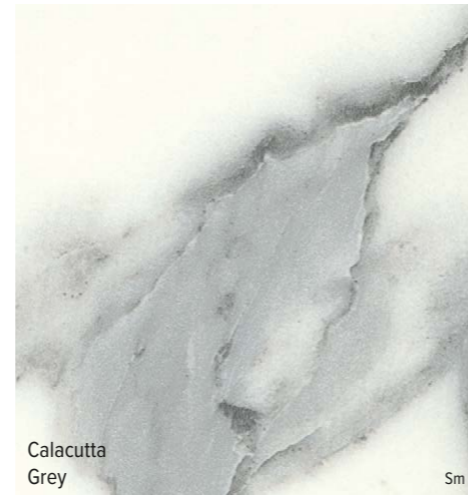

Modesty Edge creates an overlapped joint to ensure ultimate privacy when doors are closed.






Aris

All partitioning doors are supplied with Aris Edge unless Modesty Edge is specified.

13mm Compact laminate /stone



13mm Compact laminate /stone




Available finishes Sm = Smooth

Available finishes Sm = Smooth

Partitions in **COMPACT** laminate Calacutta D'oro Smooth.
Wall panels in 5mm **COMPACT** laminate Athena Stone Smooth.

polytec swatches and samples represent a small area of the overall colour structure. To view the large colour sample, visit www.polytec.com.au. Dark coloured surfaces will show fingerprints and require more care and maintenance than lighter coloured surfaces. It is recommended to test a product sample prior to colour selection.

13mm Compact laminate /solid




polytec swatches and samples represent a small area of the overall colour structure. To view the large colour sample, visit www.polytec.com.au. Dark coloured surfaces will show fingerprints and require more care and maintenance than lighter coloured surfaces. It is recommended to test a product sample prior to colour selection.

Available finishes M = Matt Sm = Smooth

Partitions in COMPACT laminate Black Ply Woodmatt, with hardware in Black Matt.



13mm Compact laminate /timberprint & abstract



polytec swatches and samples represent a small area of the overall colour structure. To view the large colour sample, visit www.polytec.com.au. Dark coloured surfaces will show fingerprints and require more care and maintenance than lighter coloured surfaces. It is recommended to test a product sample prior to colour selection.

Available finishes M = Matt Wm = Woodmatt

5mm Compact laminate /solid



polytec swatches and samples represent a small area of the overall colour structure. To view the large colour sample, visit www.polytec.com.au. Dark coloured surfaces will show fingerprints and require more care and maintenance than lighter coloured surfaces. It is recommended to test a product sample prior to colour selection.

Available finishes **M** = Matt

Partitions in **COMPACT** laminate Athena Stone Smooth,
Wall panels in 5mm **COMPACT** laminate Grey Cement Smooth.



5mm Compact laminate /timberprint

5mm Compact laminate /stone



polytec swatches and samples represent a small area of the overall colour structure. To view the large colour sample, visit www.polytec.com.au. Dark coloured surfaces will show fingerprints and require more care and maintenance than lighter coloured surfaces. It is recommended to test a product sample prior to colour selection.

Available finishes **M** = Matt **Wm** = Woodmatt **Sm** = Smooth

Ceiling Braced system



Overhead Braced system



Ceiling Fixed system



Unisex system



Accessories



Toilet Roll Holder




Toilet Roll Holder




Hand Rail Fix Plate

Entry Signage



Female
5mm Compact laminate
831mm wide
1500mm high



Male
5mm Compact laminate
831mm wide
1500mm high



Hardware



Door Hinge

Black Matt



Door Hinge

Satin Chrome



Door Bumper

Black Matt



Door Bumper

Satin Chrome



Faceplates for bolt through hinge/lock staple

Black Matt



Faceplates for bolt through hinge/lock staple

Satin Chrome




Lock Indicator

Black Matt




Lock Indicator

Satin Chrome



Slide Lock

Black Matt




Slide Lock

Satin Chrome



Door Handle

Black Matt



Door Handle

Satin Chrome



Ambulant Hand Rail

Black Matt



Ambulant Hand Rail

Satin Chrome



Hook with Bumper

Black Matt




Hook with Bumper

Satin Chrome


Partitions in **COMPACT** laminate Empire Oak Woodmatt , with hardware in Black Matt.

Urinal Divisions



Urinal Division Standard*

UD-ST



Urinal Division Rounded*

UD-RO



Urinal Division Squarer*

UD-SQ



Urinal divisions in **COMPACT** laminate Empire Oak Woodmatt, with hardware in Black Matt.

*The powder-coated Mild Steel legs of the bench seats are not recommended for use in coastal areas due to the risk of damage from salty air exposure. Please contact our team should your project require Stainless Steel legs.

Bench Seating



Single Wall Mounted Bench Seat*

SWM-BS



Double Island Bench Seat*

DI-SI



Double Island Bench Seat With Coat Rails*

DI-BS-CR



Wall Mounted Coat Rail

WM-CR

*The powder-coated Mild Steel legs of the bench seats are not recommended for use in coastal areas due to the risk of damage from salty air exposure. Please contact our team should your project require Stainless Steel legs.



Partitions in **COMPACT** laminate Empire Oak Woodmatt, with hardware in Black Matt.



ENVIRONMENT & SUSTAINABILITY

At **polytec**, sustainability is ingrained in the core of our business operations, products, and work practices. Our continual dedication to improving and appropriately managing the environmental impact of our products involves our commitment to steadfastly reducing our carbon footprint, minimising waste, optimising energy efficiency and integrating ethically sourced materials into our product ranges.

Our MDF and Particleboard are manufactured from managed and renewable plantation pine that has been Green Tag, Responsible Wood and PEFC certified. All **polytec** board products are manufactured from E0 or E1 substrates, with particleboard now made from a percentage of recycled wood material.

In our pursuit of responsible waste management, we implement various recycling programs encompassing aluminium, metals, used oils, and timber waste, which is repurposed into packaging, particleboard, and energy. We actively engage with local government environmental initiatives, subject ourselves to voluntary audits, and uphold our internal Energy and Carbon Management Policy (ECM), aligned with the Australian Government's Energy Efficiency Opportunities (EEO) program.

Our network of national facilities boasts over 53,000 solar panels, generating 15,238,000 kWh of renewable energy — equivalent to planting 7,377 trees and preventing the emission of 11,000 tonnes of CO₂. The Oberon facility is Australia's largest rooftop solar system, with 27,000 panels spread across 8 hectares of rooftop.

In our ongoing commitment to sustainability, **polytec** continues to refine and enhance our practices to contribute to the establishment of a circular economy, fostering a better future for all.

polytec doors, panels and benchtops are certified Australian Made & Owned.

CARE & MAINTENANCE

The surface of **polytec**'s Compact laminate is made from a stain-resistant melamine based resin. The toughness and high impermeability of this surface means that **polytec**'s Compact laminate should require no more than wiping with a soft cloth, dampened with plain water or a household detergent mix to remove all common household spills.

For more stubborn stains use a mild household cleaning spray. Always ensure you refer to the recommendations provided by the manufacturer of the cleaning product before use.

By following these simple steps you should retain a beautiful kitchen surface for many years.

Visit www.polytec.com.au for specific care and cleaning information. Darker colours will show superficial wear and tear more readily than lighter coloured surfaces and require more care and maintenance.

IMPORTANT








Darker colours will show superficial wear and tear more readily than lighter coloured surfaces and require more care and maintenance.

The colours and details shown in this brochure are to the highest standards in printing. However, they should only be used as an indication of actual product colour. To order your free colour sample visit www.polytec.com.au.

polytec swatches and samples represent a small area of the overall colour structure, to view a large colour sample or a full sheet design, visit www.polytec.com.au.

The use of our current samples gives the colour and finish that a customer would expect to receive. Samples are provided for colour and finish selection and **polytec** recommend testing a sample for fingerprint resistance and ease of cleaning. **polytec** does not guarantee exact colour matches across product ranges due to colour variation in each product group.

COMPLEMENTARY RANGES

- | | |
|---|--|
|  COMMERCIAL range |  COMPACT laminate |
|  XENOLITH premium solid coloured core |  35mm ARCHITECTURAL doors |
|  EVOLUTION range |  THERMOLAMINATED doors & panels |
|  MELAMINE doors & panels |  ALFRESCO & ALUMINIUM framed doors |
|  BENCHTOPS range |  WARDROBE range |

COVER IMAGE: Partitions in **COMPACT** laminate Prime Oak Woodmatt, with hardware in Black Matt.