

21mm Tight Form benchtops

polytec's 21mm Tight Form benchtop provides a sleek and contemporary profile, bringing a modern look similar to a stone or granite edge with the functionality of high-pressure laminate.

Available in a wide variety of stone structures, wood grains and solid colours, including the Matera, Woodmatt and Smooth ranges, **polytec's** innovative benchtop range is stylistically individual, functional, and affordable.

polytec's latest Smooth finish reflects a soft, warm to touch surface with a luminescent quality. This finish is made to elevate a base laminate from a normal Matt finish to something far more superior and luxe, complemented by the seamless effect of a Tight Form profile.



COVER IMAGE: 21mm Tight Form benchtop in **LAMINATE** Portofino Stone Smooth.
Wall panelling in **LAMINATE** White Cement Matera.
Doors in **VENETTE** Habitat.
Island benchtop in **COMPACT** laminate Vesuvius Ceppo Smooth.

Dark coloured surfaces will show fingerprints and require more care and maintenance than lighter coloured surfaces. It is recommended to test a product sample prior to colour selection. **polytec** swatches and samples represent a small area of the overall colour structure. To view the large colour sample, visit www.polytec.com.au.

The colours and details shown in this brochure are to the highest standards in printing. However, they should only be used as an indication of actual product colour. To order your free colour sample visit www.polytec.com.au.

The use of our current samples gives the colour and finish that a customer would expect to receive. Samples are provided for colour and finish selection and **polytec** recommend testing a sample for fingerprint resistance and ease of cleaning. **polytec** does not guarantee exact colour matches across product ranges due to colour variation in each product group.

Visit www.polytec.com.au for specific care and cleaning information.

21mm Tight Form benchtops



polytec

www.polytec.com.au

p 1300 300 547




polytec



21mm Tight Form benchtops in **LAMINATE** Provincial Limestone Smooth.
 Wall panelling in **LAMINATE** White Cement Matera.
THERMOLAMINATED Calcutta doors, panels and drawers in Aston White Smooth.
 Shelf in **MELAMINE** Ligurian Walnut Woodmatt.




Smooth



Available finishes Sm = Smooth

polytec swatches and samples represent a small area of the overall colour structure. To view the large colour sample, visit www.polytec.com.au. Dark coloured surfaces will show fingerprints and require more care and maintenance than lighter coloured surfaces. It is recommended to test a product sample prior to colour selection.

Woodmatt



Bread and Breads

en	3.20	sesame bagel	3.50
stick	3.20	semmel	1.80
on stick	3.00	korn semmel	1.80
zy	3.670	whole meal roll	1.10
zy slice	5.40	five grain roll	1.60
nger torte	35.70	frankfurter	6.30
er slice	5.40	full rye sour dough bread	6.90
rest torte	35.70	artisan high top	6.30



Matera




IMAGE LEFT:

21mm Tight Form benchtop in **LAMINATE** Calacutta D'oro Matera.
 Bar panels in **LAMINATE** Athena Stone Matera and **RAVINE** Notaio Walnut.
 Stools in **RAVINE** Distressed Wood with contrasting Black edge.

Matt

Polar White M	Chambord M	Snow Fabrini M
Classic White M	Blanco Marquina M	Argento Stone M
Buller Stone M	Aspen Stone M	Pumice Micro M
Carrara M	Marni Lini M	Oyster Grey M
Pearl Fabrini M	Bottocino M	Norfolk Terrazzo M
French Stone M	Corsica M	Avion Grey M
Temple Stone M	Fontaine M	Stone Grey M
Pietra Stone M	Urban Slate M	Greystone M
Concrete Fabrini M	Casastone M	Char Oak M
Visoni Stone M	Titanium M	Buffalo Stone M
Grigio Marble M	Nero Granite M	Barrington Marble M
Charcoal Fabrini M	Ink Fabrini M	Ardesia Stone M
Cavia Lini M	Storm M	Blackrock M
		Black M

Available finishes M = Matt

polytec swatches and samples represent a small area of the overall colour structure. To view the large colour sample, visit www.polytec.com.au. Dark coloured surfaces will show fingerprints and require more care and maintenance than lighter coloured surfaces. It is recommended to test a product sample prior to colour selection.

Matt

Antique M	Soft Walnut M	Crema Lini M
Café Cream M	Palatino M	Natural Oak M
Moss Grey M	Gesso Lini M	Prime Oak M
Greige M	Maison Oak M	Tasmanian Oak M
Taupe M	Rocco Lini M	Notaio Walnut M
Tessuto Milan M	Artisan Oak M	European Walnut M
Mocha Fabrini M	Carbon Micro M	Belgian Oak M
Truffie Lini M	Espresso Fabrini M	Shannon Oak M



Available finishes M = Matt

polytec swatches and samples represent a small area of the overall colour structure. To view the large colour sample, visit www.polytec.com.au. Dark coloured surfaces will show fingerprints and require more care and maintenance than lighter coloured surfaces. It is recommended to test a product sample prior to colour selection.