

## 21 mm Square Edge benchtops

Mixing timber finishes and solid colours in kitchen design are becoming increasingly popular and for good reason. By combining different finishes, it creates visual drama and complements styles from classic coastal to mid-century modern.

Timber benchtops are a popular choice as they bring warmth and soul to a kitchen. The combination of **polytec's** 21 mm Square Edge laminate timberprint benchtops and solid coloured cabinetry creates contrast and complements each other nicely.

21 mm Square Edge tops are available in a wide variety of wood grains and solid colours, including Ravine, Woodmatt, Smooth and Matt ranges.

The Woodmatt range is the most popular choice for a timber finish. With a subtle woodgrain embossed matt surface and the realism of veneer, you will find a timber look to suit your needs.

**polytec's** innovative 21 mm Square Edge benchtop range is stylistically individual, functional, and affordable.



COVER IMAGE: 21 mm Square Edge Benchtop in **LAMINATE** Prime Oak Woodmatt.  
Drawers in **VENETTE** Arabica.

Dark coloured surfaces will show fingerprints and require more care and maintenance than lighter coloured surfaces. It is recommended to test a product sample prior to colour selection. **polytec** swatches and samples represent a small area of the overall colour structure. To view the large colour sample, visit [www.polytec.com.au](http://www.polytec.com.au).

The colours and details shown in this brochure are to the highest standards in printing. However, they should only be used as an indication of actual product colour. To order your free colour sample visit [www.polytec.com.au](http://www.polytec.com.au).

The use of our current samples gives the colour and finish that a customer would expect to receive. Samples are provided for colour and finish selection and **polytec** recommend testing a sample for fingerprint resistance and ease of cleaning. **polytec** does not guarantee exact colour matches across product ranges due to colour variation in each product group.

Visit [www.polytec.com.au](http://www.polytec.com.au) for specific care and cleaning information.

09.2022

# 21 mm Square Edge BENCHTOPS



polytec

[www.polytec.com.au](http://www.polytec.com.au)

p 1300 300 547



polytec

## Smooth

Aston White	Gossamer White	Verdelho
White Cement	Pallido	Elemental Grey
Grey Cement	Oasis	Agave
Ochre Figured-Wood	Forage	Topiary
Sienna Figured-Wood	Mercurio Grey	Habitat
Onyx Figured-Wood	Arabica	Adriatic
		Botanic

**polytec** swatches and samples represent a small area of the overall colour structure. To view the large colour sample, visit: [www.polytec.com.au](http://www.polytec.com.au).  
Dark coloured surfaces will show fingerprints and require more care and maintenance than lighter coloured surfaces.  
It is recommended to test a product sample prior to colour selection.



## Woodmatt


Blossom White	Quartiera Maple	Natural Ply
Silk	Ligurian Walnut	Casentino Beech
Nordic Oak	Coastal Oak	
Boston Oak	Plantation Ash	
Palace Teak	Angora Oak	
Prime Oak	Bespoke	
Tasmanian Oak	Serene	
Notaio Walnut	Palomera Oak	
Florentine Walnut	Antico Oak	
Rojo Walnut	Arcadia Oak	
Perugian Walnut	Havana Oak	
Bottega Oak	Empire Oak	
Cinder	Estella Oak	
Black	Black Ply	

**polytec** swatches and samples represent a small area of the overall colour structure. To view the large colour sample, visit: [www.polytec.com.au](http://www.polytec.com.au).  
Dark coloured surfaces will show fingerprints and require more care and maintenance than lighter coloured surfaces.  
It is recommended to test a product sample prior to colour selection.


## Ravine




Distressed Wood



Bleached Walnut



Blossom White



Gossamer White



Greige



Avion Grey



Soft Walnut



Elemental Grey



Drifted Oak



Canterbury Grey



Maison Oak



Maroso Milan



Tessuto Milan

**polytec** swatches and samples represent a small area of the overall colour structure. To view the large colour sample, visit: [www.polytec.com.au](http://www.polytec.com.au).  
Dark coloured surfaces will show fingerprints and require more care and maintenance than lighter coloured surfaces.  
It is recommended to test a product sample prior to colour selection.



Satra Wood




Natural Oak



Sepia Oak



Notaio Walnut



Char Oak



Café Oak



Black Wenge

## Venette

Black

**polytec** swatches and samples represent a small area of the overall colour structure. To view the large colour sample, visit: [www.polytec.com.au](http://www.polytec.com.au).  
Dark coloured surfaces will show fingerprints and require more care and maintenance than lighter coloured surfaces.  
It is recommended to test a product sample prior to colour selection.



21mm Square Edge Benchtop in **LAMINATE** Quartiera Maple Woodmatt.

**THERMOLAMINATED** Chifley doors and drawers in Topiary Smooth.

# Matt

Polar White M	Natural White M	Blossom White M
Classic White M	White Cotton M	White Mist M
Alabaster M	Husk M	Porcelain M
Parchment M	Amaro M	Whitewood M
Antique M	Moss Grey M	Marni Lini M
Café Cream M	Greige M	Malt M
Soft Walnut M	Gesso Lini M	Maison Oak M
Tuross Oak M	Natural Oak M	Tessuto Milan M
Light Brass Leaf M	Prime Oak M	Rocco Lini M
Pure Gold Leaf M	Tasmanian Oak M	Artisan Oak M
Rose Gold Leaf M	Caraway M	Char Oak M
Copper Leaf M	Truffle Lini M	Empire Oak M
Notaio Walnut M	Belgian Oak M	Ferro M
	Jamaican Walnut M	Cinder M

polytec swatches and samples represent a small area of the overall colour structure. To view the large colour sample, visit: [www.polytec.com.au](http://www.polytec.com.au). Dark coloured surfaces will show fingerprints and require more care and maintenance than lighter coloured surfaces. It is recommended to test a product sample prior to colour selection.

Oyster Grey M
Avion Grey M
Stone Grey M
Taupe M
Strata Grey M
Canterbury Grey M
Titanium M
Graphite M
Shannon Oak M
Cavia Lini M
Feldspar Shimmer M
Storm M
Oxford M
Black Wenge M

Nickel M	Platinum Leaf M
----------	-----------------

polytec swatches and samples represent a small area of the overall colour structure. To view the large colour sample, visit: [www.polytec.com.au](http://www.polytec.com.au). Dark coloured surfaces will show fingerprints and require more care and maintenance than lighter coloured surfaces. It is recommended to test a product sample prior to colour selection.

